



## MOULDING AND MILLWORK CATALOG



## ABOUT MENTOR LUMBER AND SUPPLY COMPANY

Since 1963, Mentor Lumber & Supply Companies have been the number one source of lumber and building materials for the professional builders and remodelers in Northeast Ohio.

We are extremely proud of this distinction, and we realize that our success is measured on a day-to-day basis by you. In order to maintain this position, we must continue to work smarter and work harder. This is why we are constantly searching for new ways to refine our product line and improve our service. We build our business by always taking steps to build your business.

Our goal, which is still the same today, is to "Exceed Your Expectations".

## LOCATIONS

### Mentor Division

7180 N. Center St.  
Mentor, OH 44060  
800.216.9663 p  
440.205.8288 f

### Chardon Division

332 Center St.  
Chardon, OH 44024  
800.321.7334 p  
440.285.2251 f

[www.mentorlumber.com](http://www.mentorlumber.com)

## FOLLOW US ON:



[www.facebook.com/pages/Mentor-Lumber/115114485190452](http://www.facebook.com/pages/Mentor-Lumber/115114485190452)



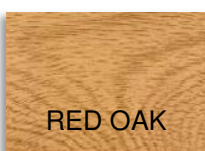
[www.twitter.com/mentorlumber](http://www.twitter.com/mentorlumber)

## SPECIAL ORDERS

Our sales representatives and store staff will help you find almost everything you need to complete your project. Please contact us at our phone numbers above for assistance.

## SYMBOLS AND ABBREVIATIONS USED IN THIS CATALOG

The following symbols that appear next to many items, indicate the product is available in the species of wood shown, or stocked at that particular location. MDF stands for medium density fiberboard and is a primed composite product. Primed FJ moulding is finger-joint poplar pre-primed and ready for paint. Ask your salesperson for additional information.



# Contents

<b>MOULDINGS</b>	<b>3</b>
<b>IDEA GALLERY</b>	<b>4</b>
BASEBOARD	5
<b>HARDWOOD</b>	<b>5</b>
CASING	7
STOP	9
CHAIR RAIL	9
CROWN	10
MISCELLANEOUS	12
<b>PINE</b>	<b>15</b>
BASEBOARD	15
CASING	16
CHAIR RAIL	17
STOP	17
CROWN	18
MISCELLANEOUS	19
<b>PRIMED MDF</b>	<b>23</b>
BASEBOARD	23
CASING	25
CHAIR RAIL	26
CROWN	27
<b>PRIMED FJ PINE</b>	<b>29</b>
BASEBOARD	29
CASING	30
STOP	31
CROWN	31
MISCELLANEOUS	31
<b>INTERIOR DOORS</b>	<b>33</b>
HOW TO ORDER	34
HARDBOARD	35
WOOD	37
STOPS	39
JAMBS	39
HINGES	40
<b>DOOR HARDWARE</b>	<b>41</b>
KNOBS / LEVERS	42
HANDLESETS	43
DEADBOLTS	44
STOPS	45

<b>STAIR PARTS</b>	<b>47</b>
NEWEL POSTS	48
BALUSTERS	50
HANDRAIL	51
SHOERAIL	52
ROSETTES	52
IRON BALUSTERS	53

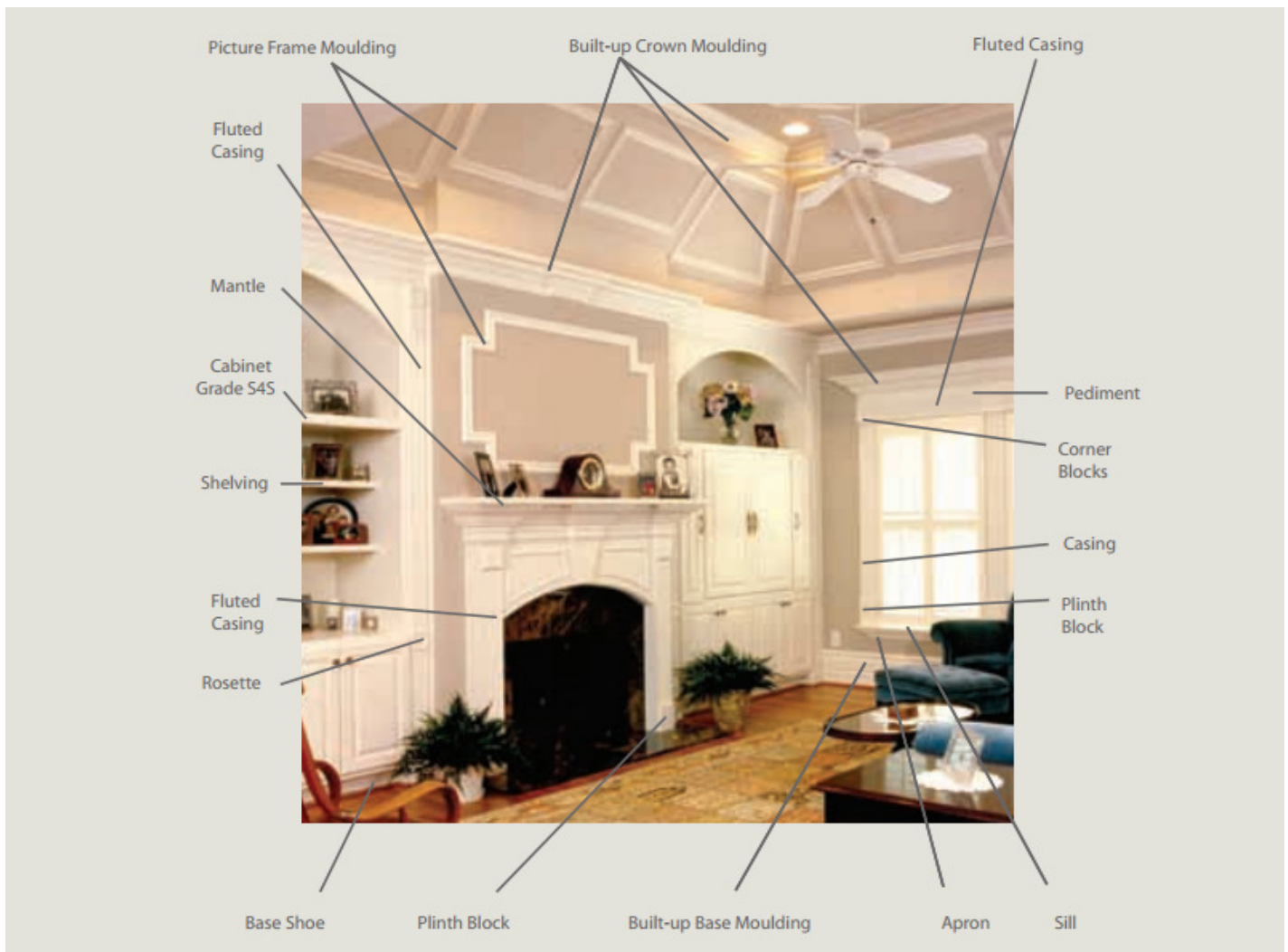


# MOULDINGS

# IDEA GALLERY

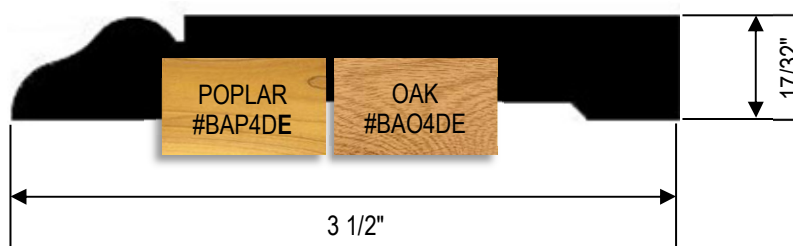
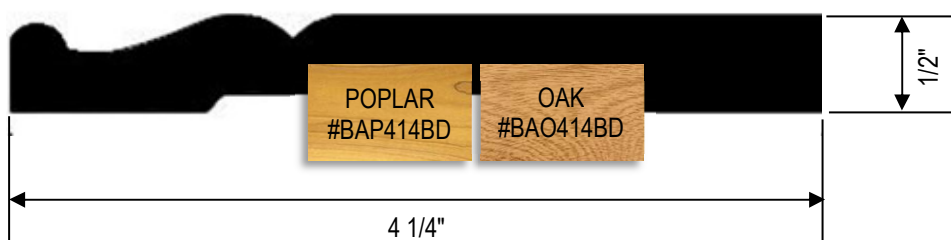
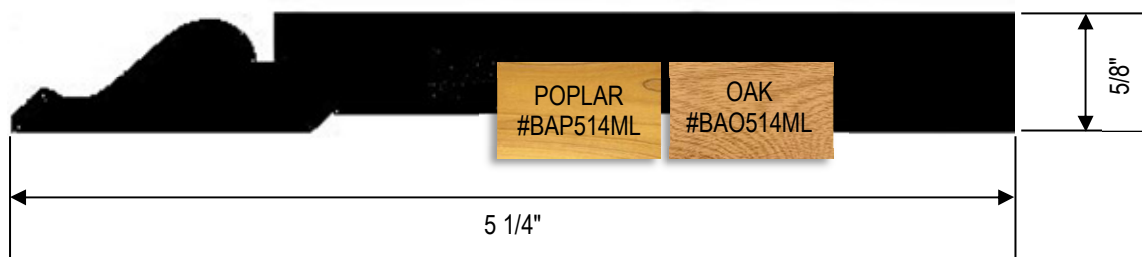
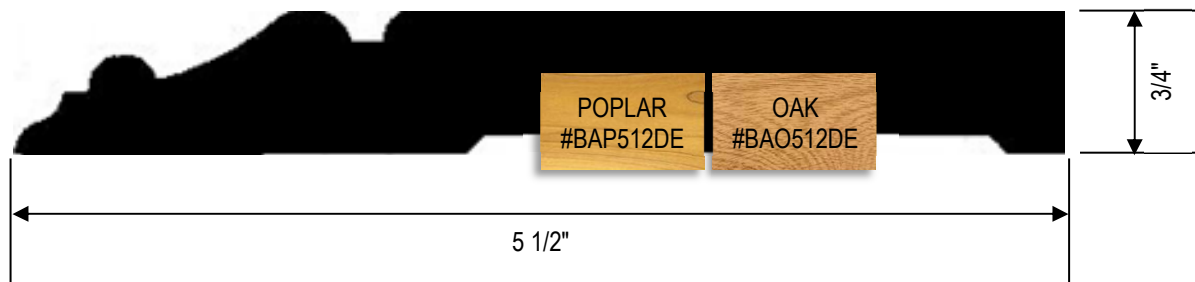
Wood moulding and trim work allow you to express your own personal style, and bring out the best in your home's architectural features. They also provide your living spaces with a finished look and make an artistic expression. Mouldings can increase the value of your home. They serve a useful purpose by connecting wall surfaces to the flooring, doors, window openings, and ceilings. We encourage customers to experiment and find moulding and trim that fits their tastes.

This catalog features all the profiles in stock at Mentor Lumber and Supply Co. Special order profiles and custom profiles are also available. Please ask your salesperson for details.



# HARDWOOD

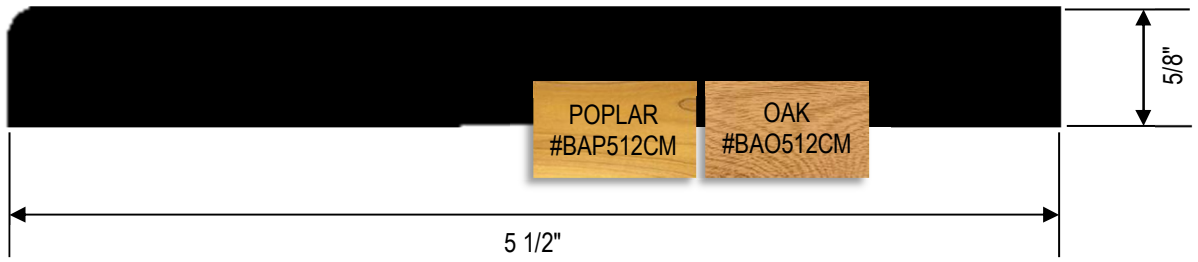
## BASEBOARD



# HARDWOOD

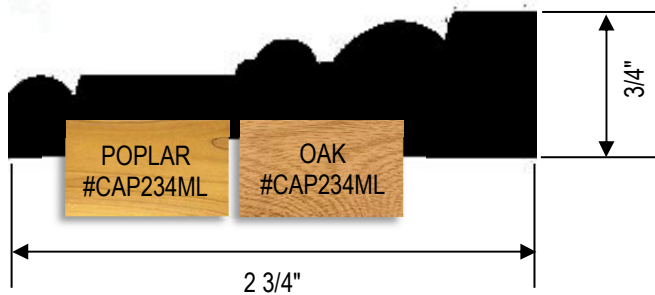
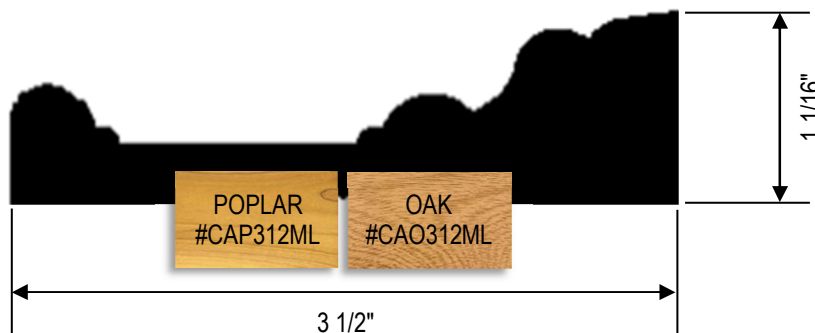
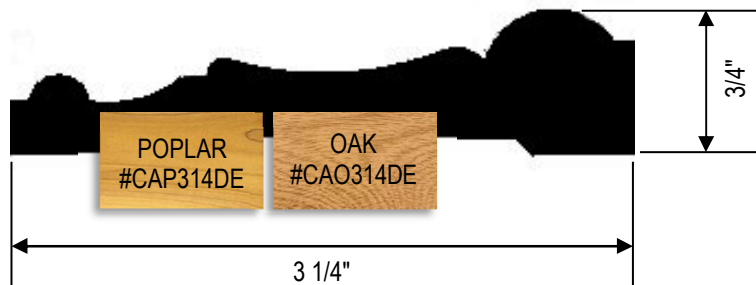
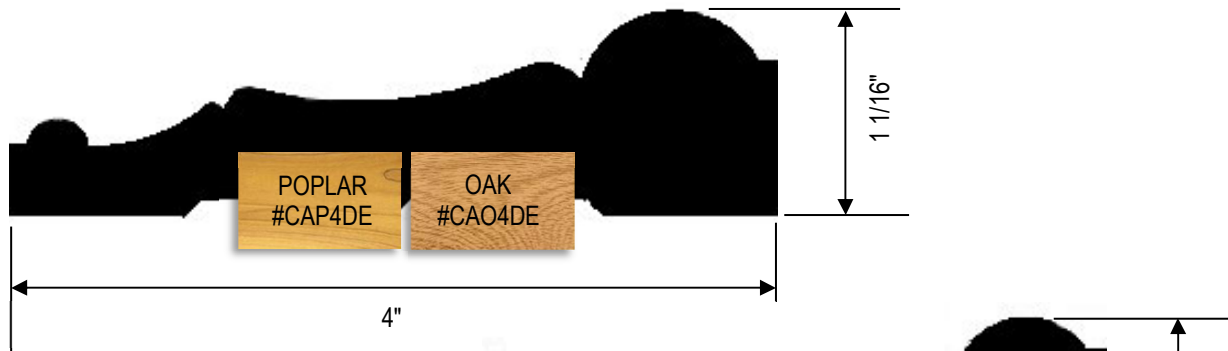


# BASEBOARD



# HARDWOOD

## CASING

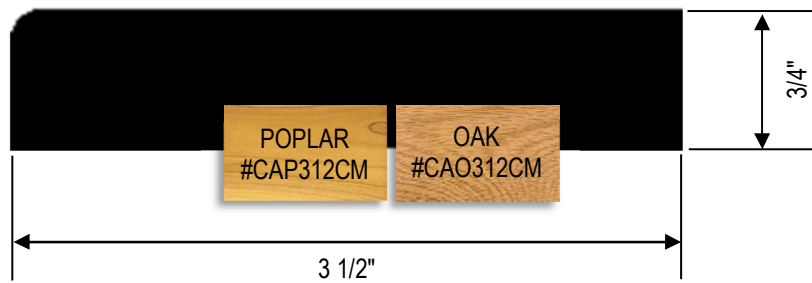
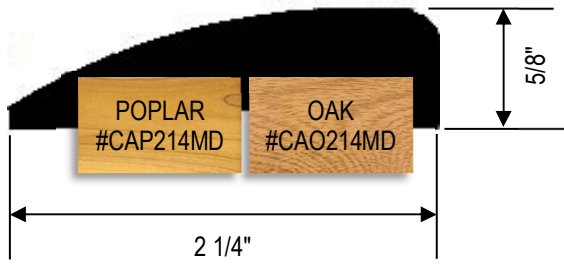
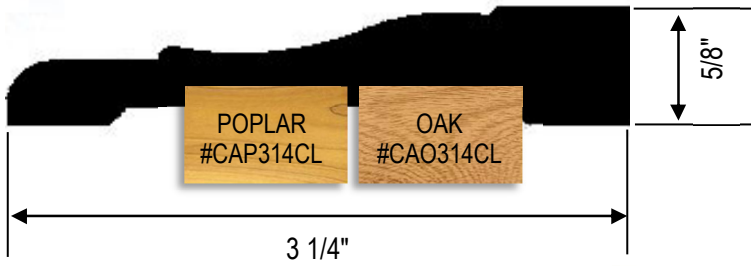


REVERSIBLE



# HARDWOOD


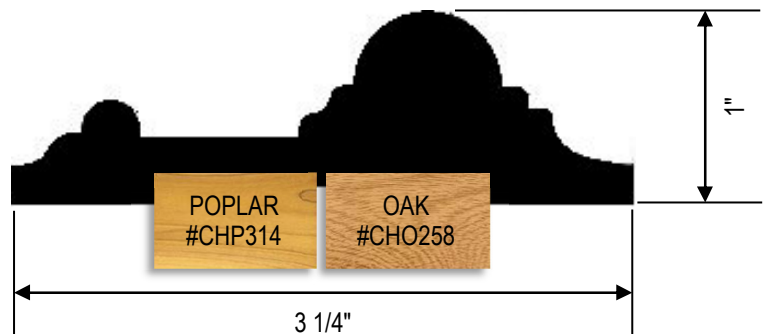
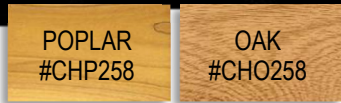
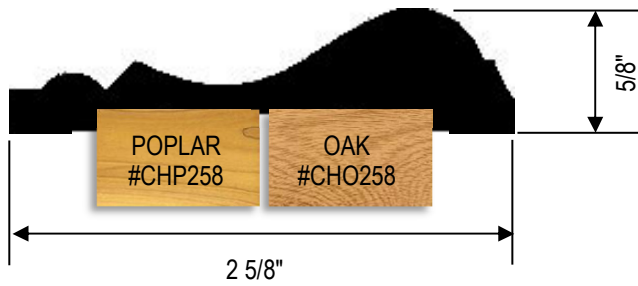
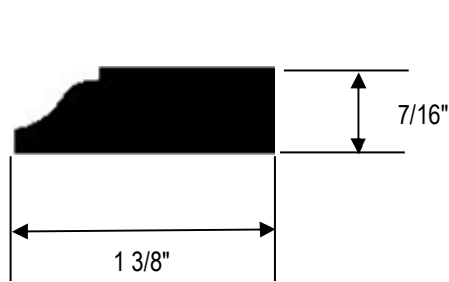
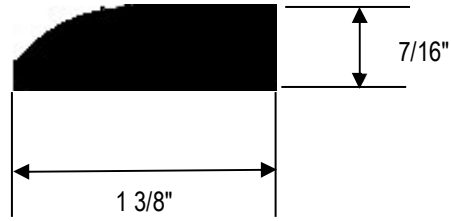
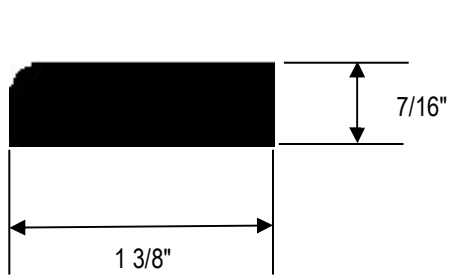
## CASING



# HARDWOOD

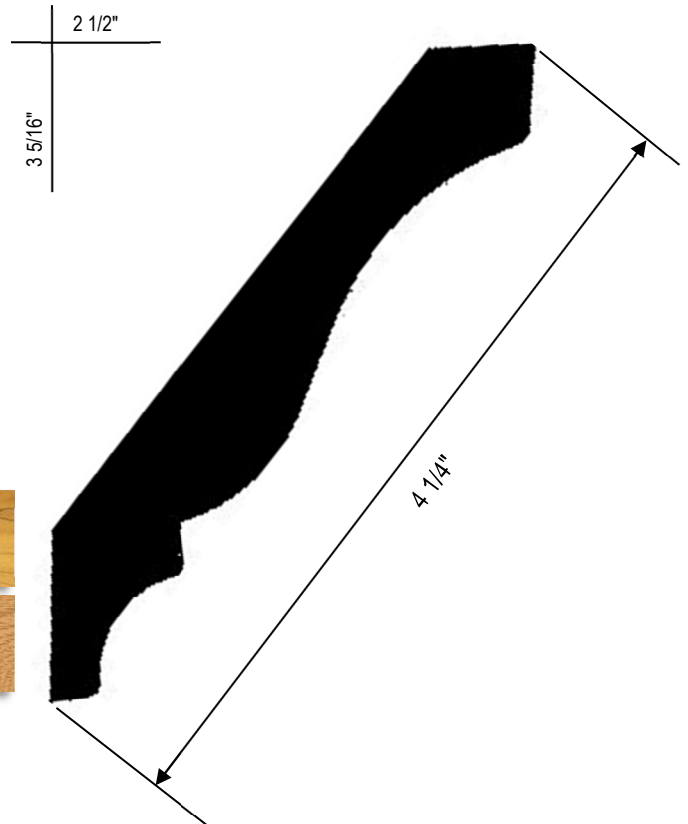
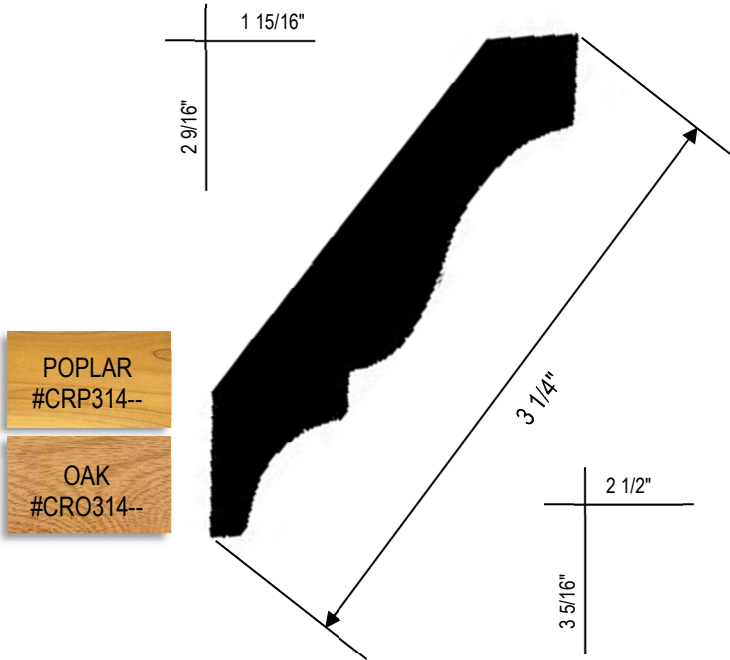
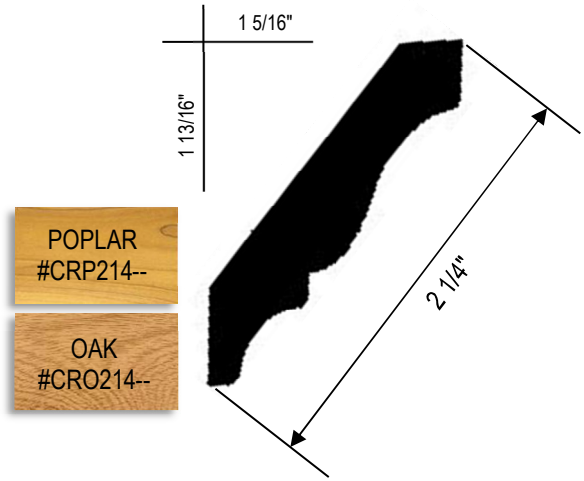
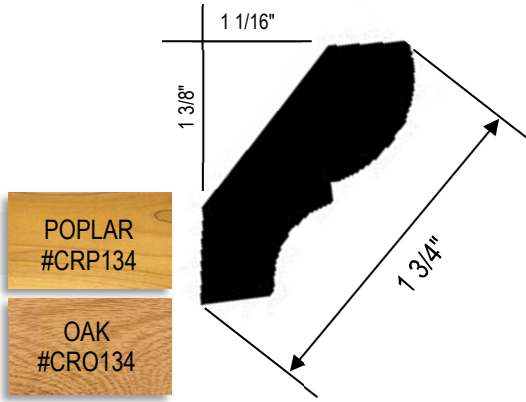
## STOP

## CHAIR RAIL



# HARDWOOD

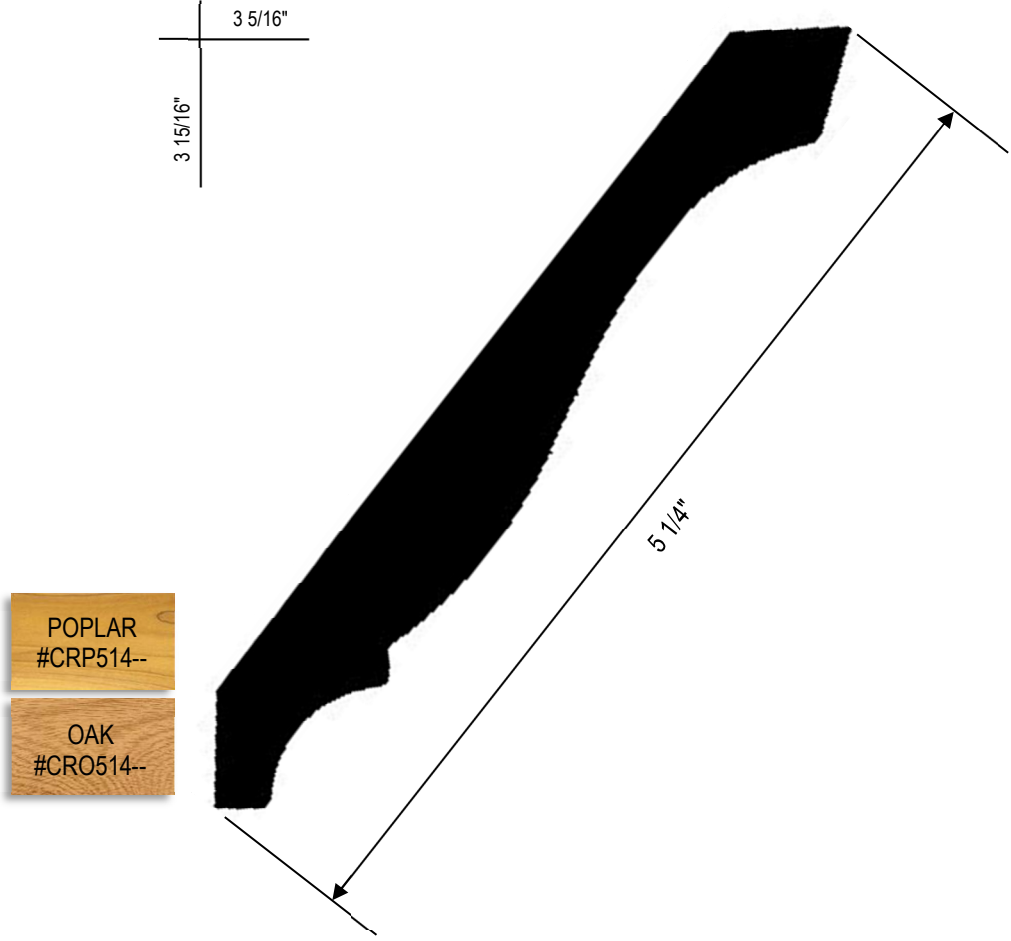
# CROWN



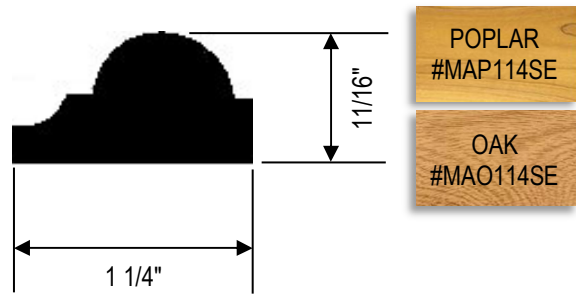
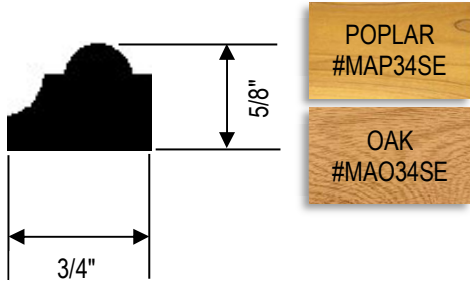
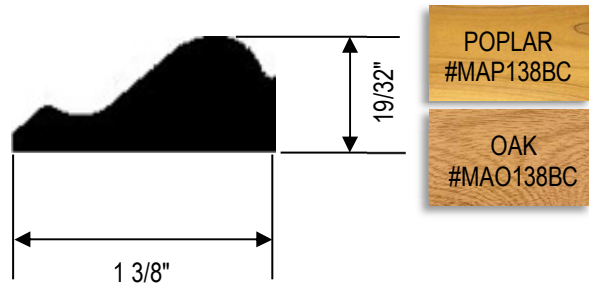
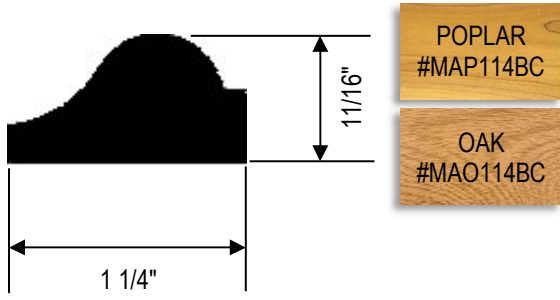


# HARDWOOD

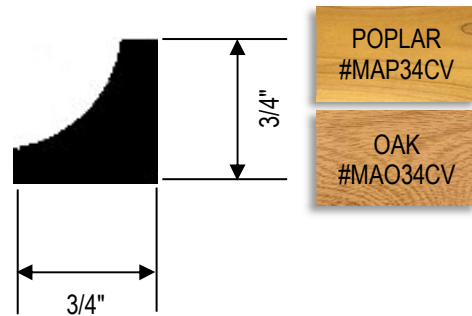
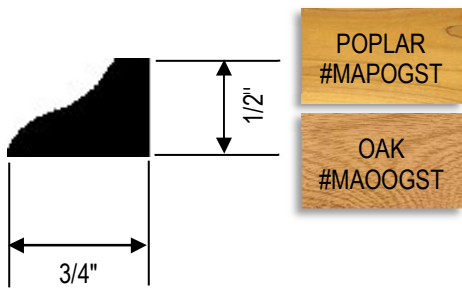
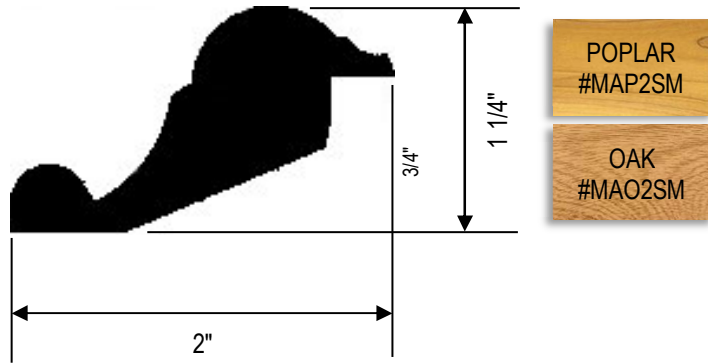
## CROWN



# HARDWOOD

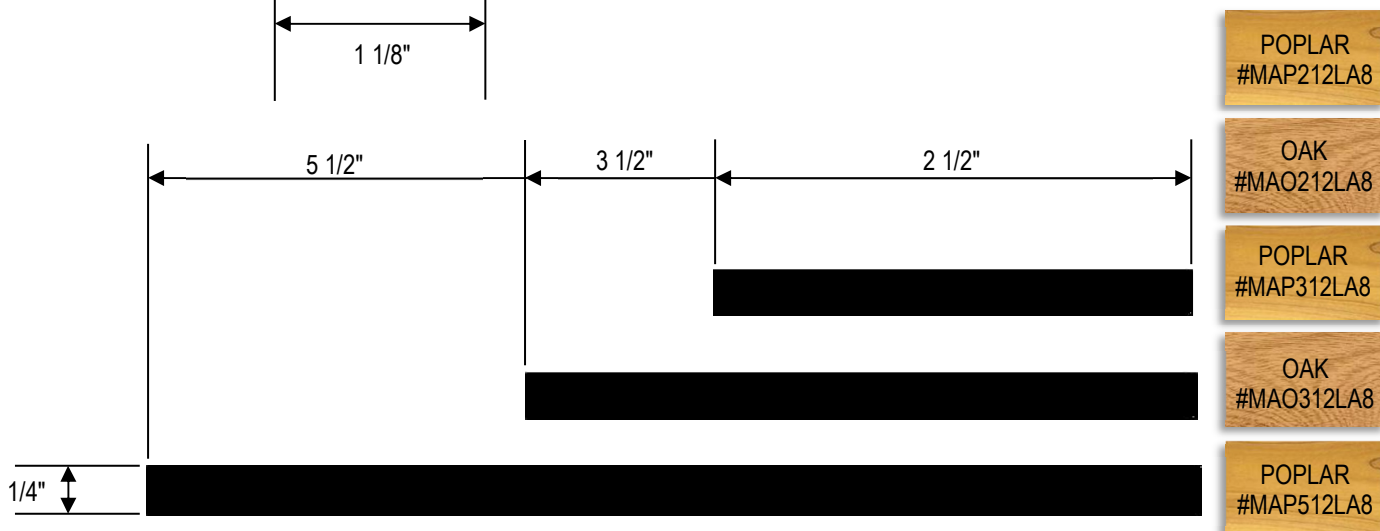
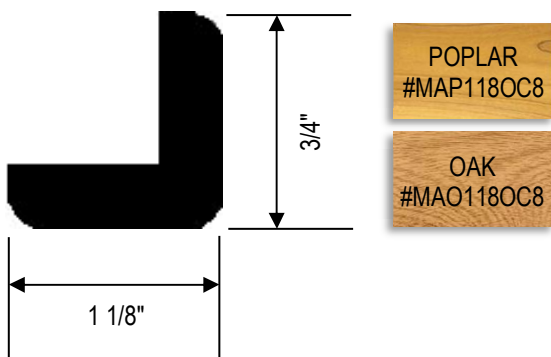
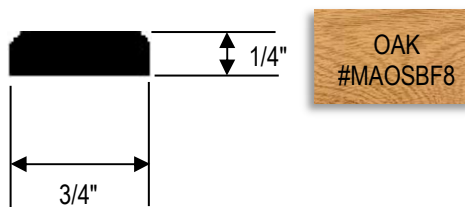
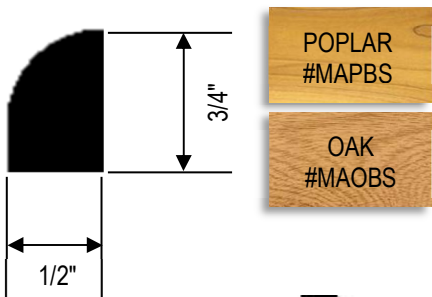
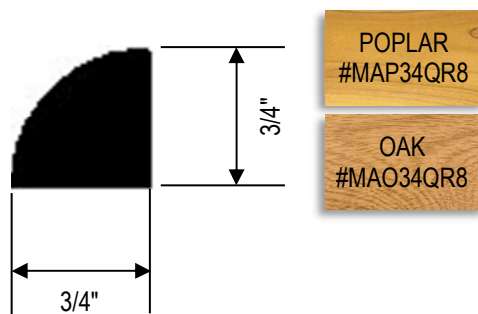
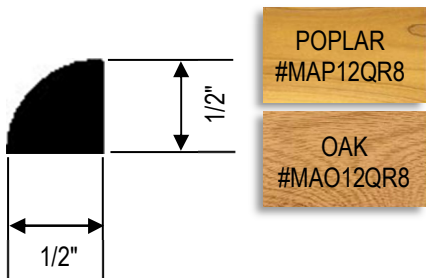
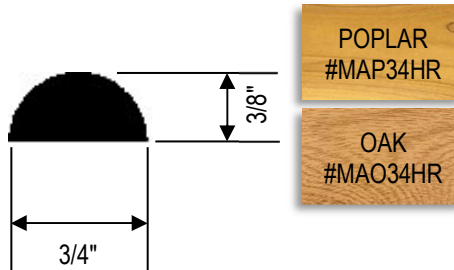
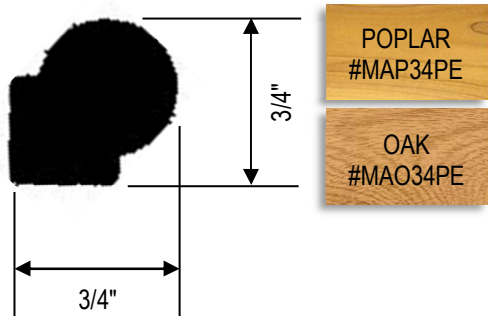


# MISCELLANEOUS

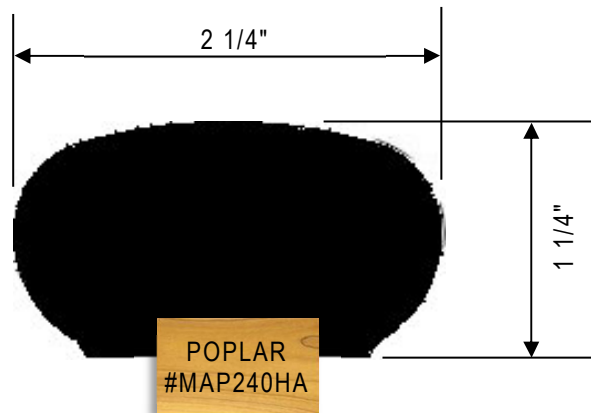
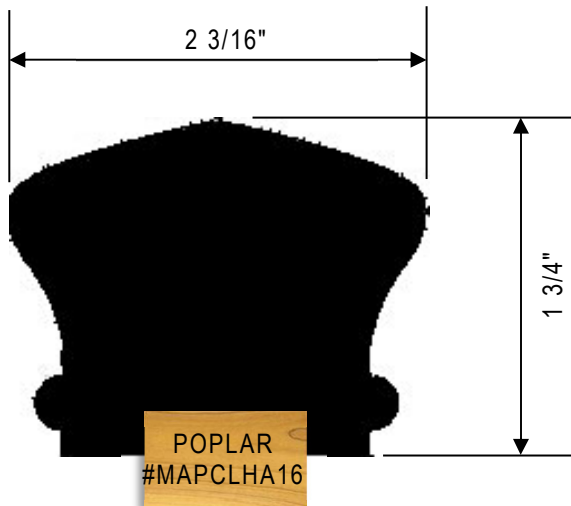


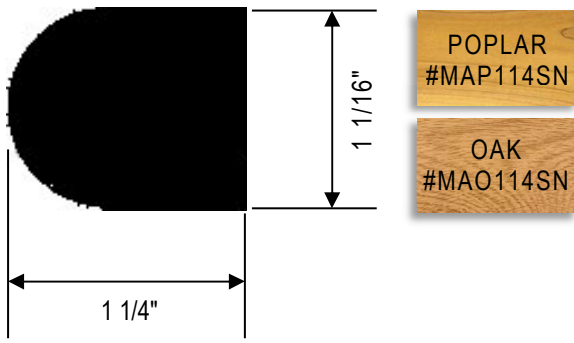


# HARDWOOD

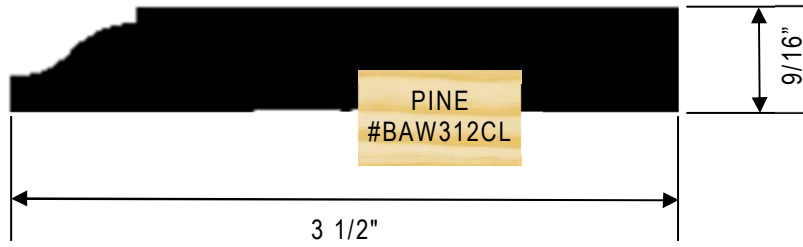
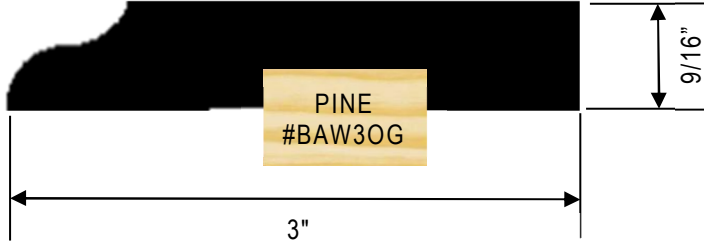
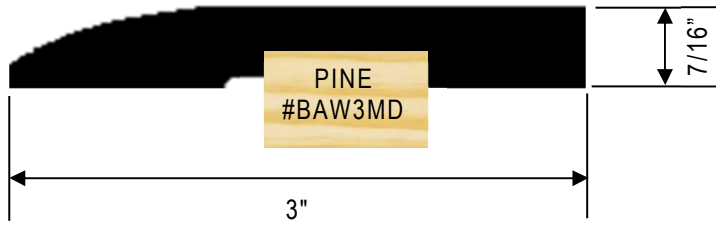
# MISCELLANEOUS



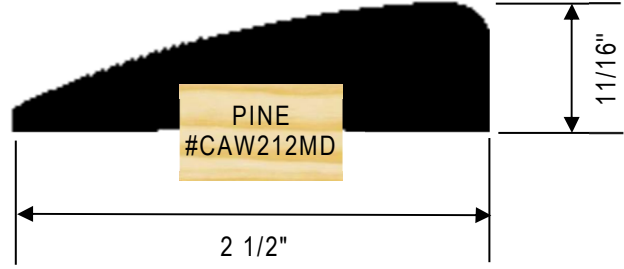

# HARDWOOD




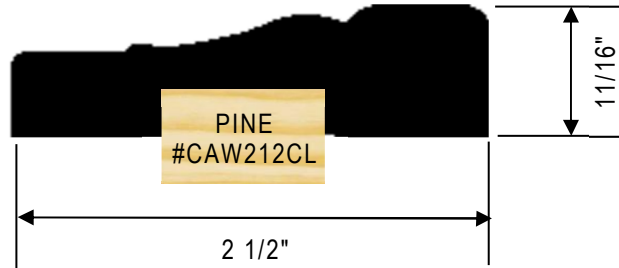

# MISCELLANEOUS



# PINE

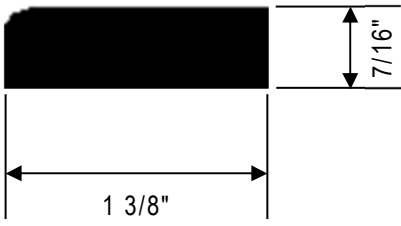


# CASING

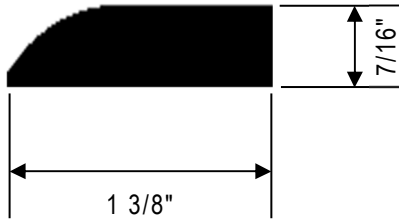


# PINE

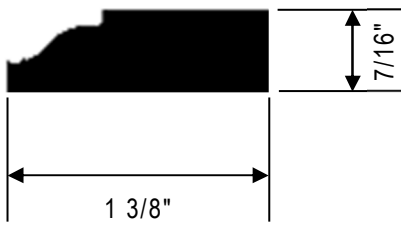
## STOP



PINE  
#STW138CM



PINE  
#STW138MD



PINE  
#STW138CL

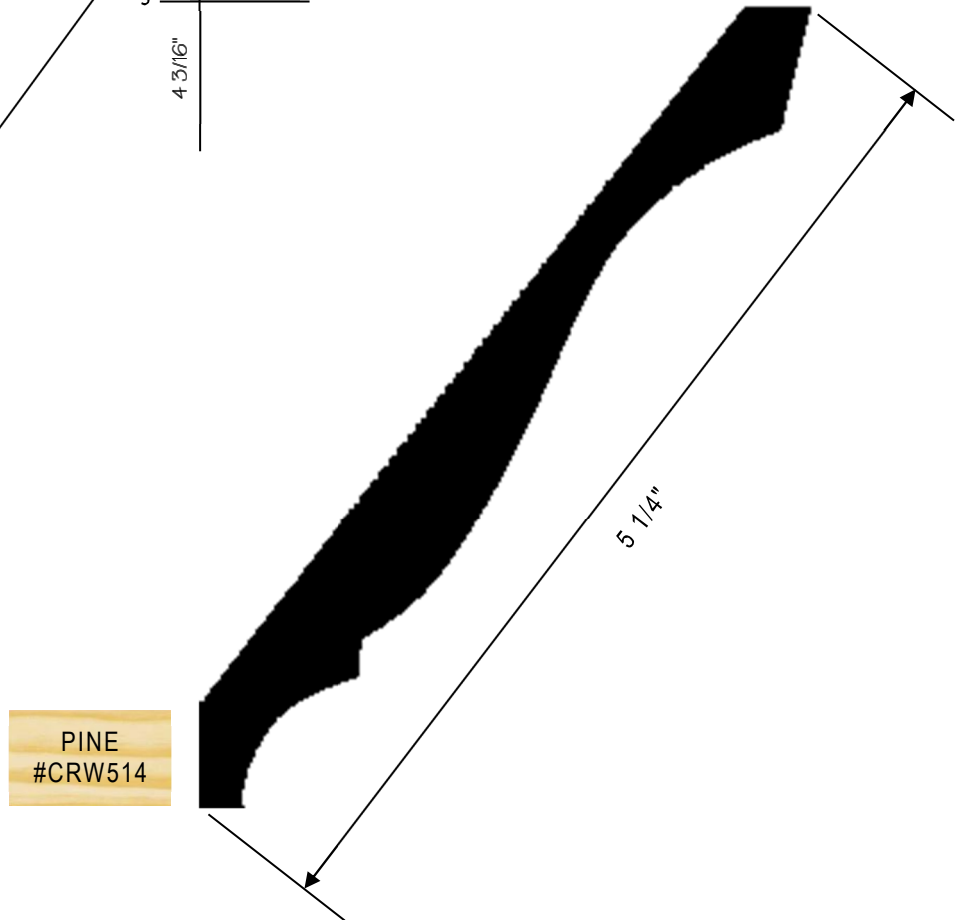
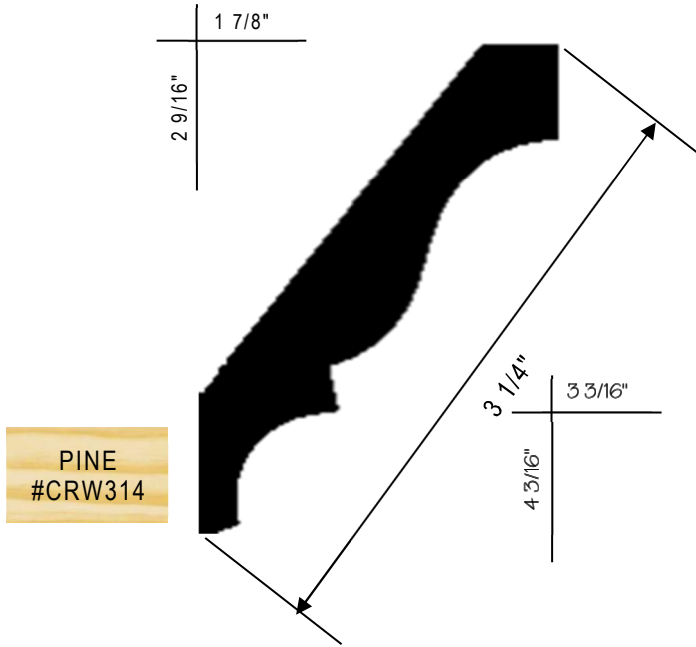
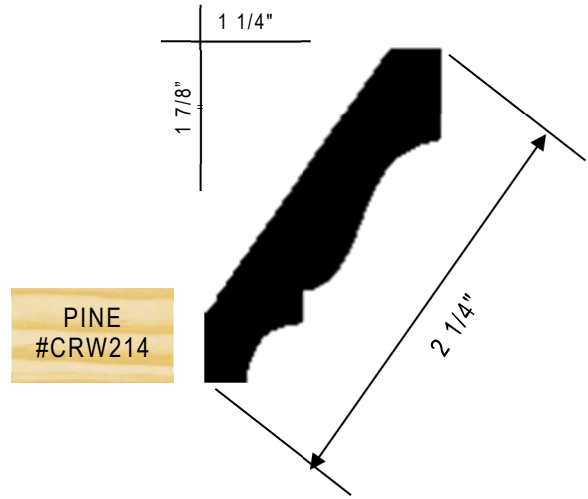
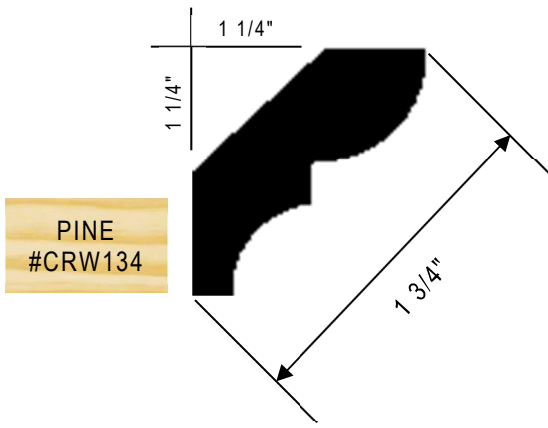


PINE  
#CHW258

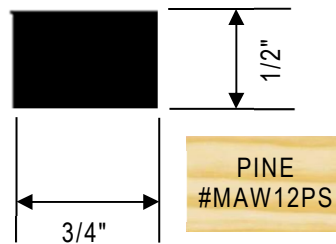
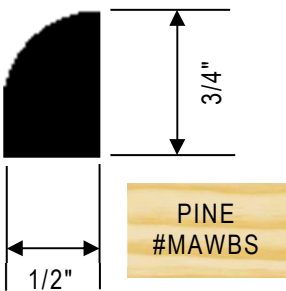
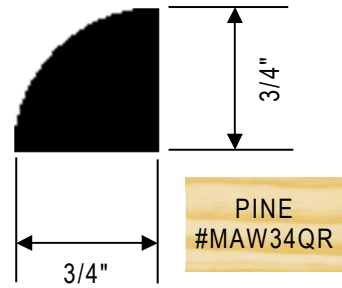
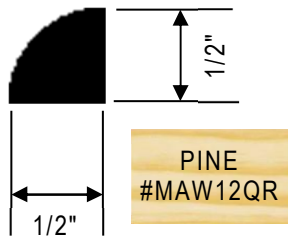
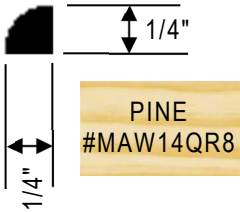
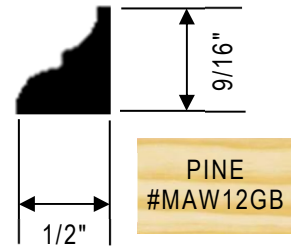
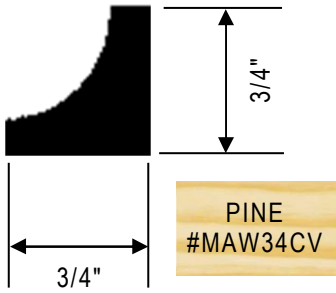
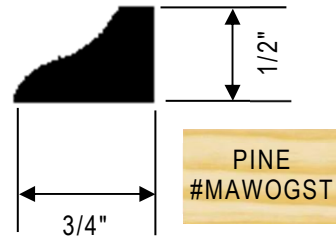
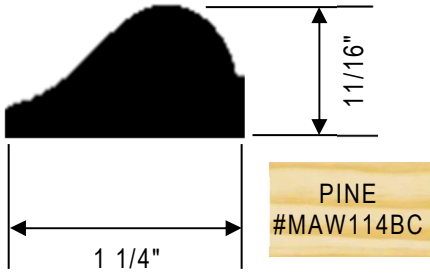
## CHAIR RAIL

# PINE

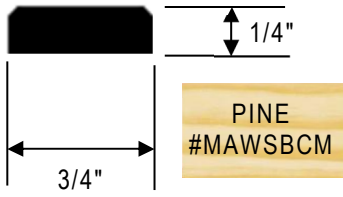
# CROWN



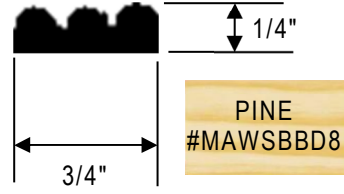




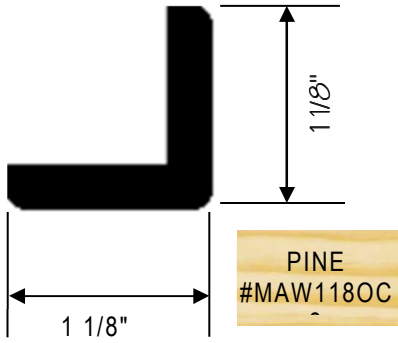
# PINE



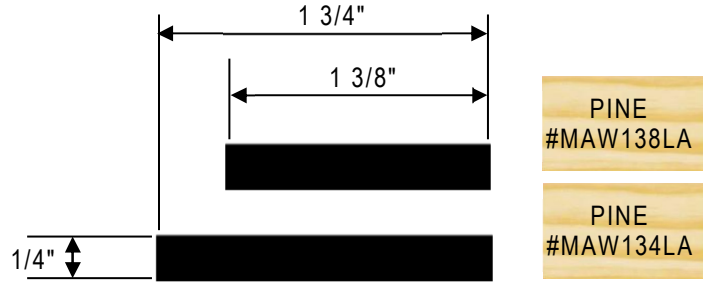
PINE  
#MAWSBCM



PINE  
#MAWSBBD8

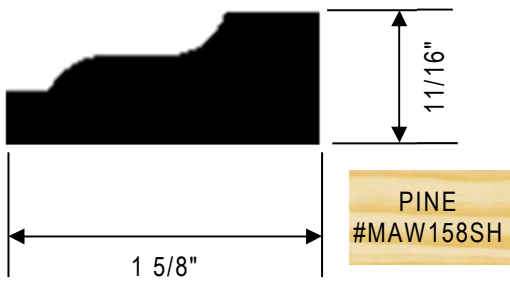


PINE  
#MAW118OC

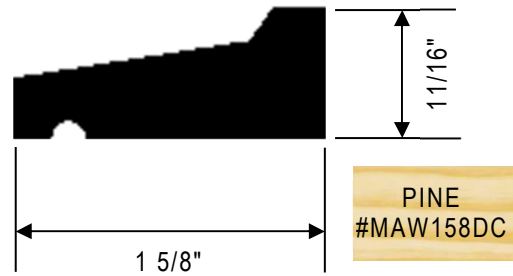


PINE  
#MAW138LA

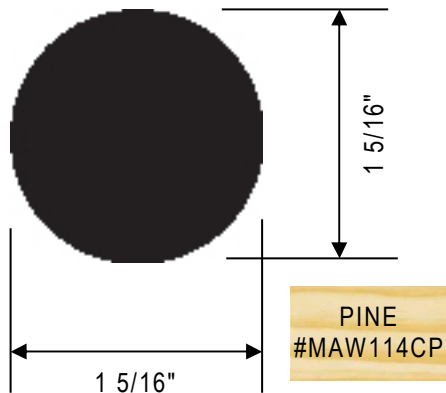
PINE  
#MAW134LA



PINE  
#MAW158SH

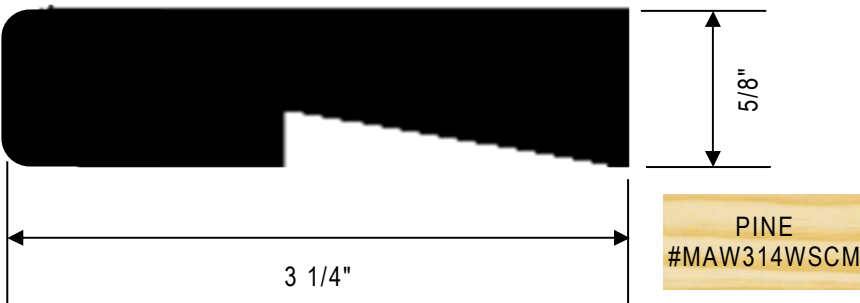
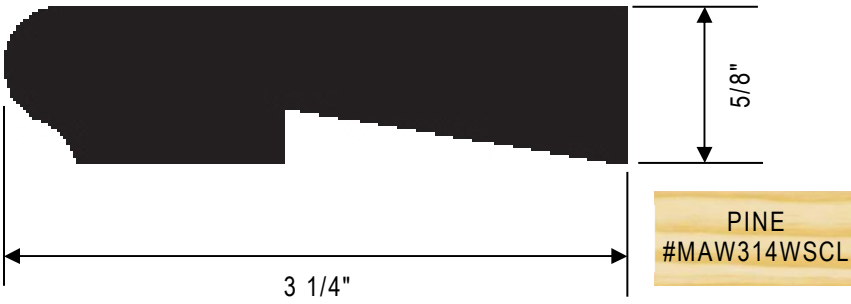
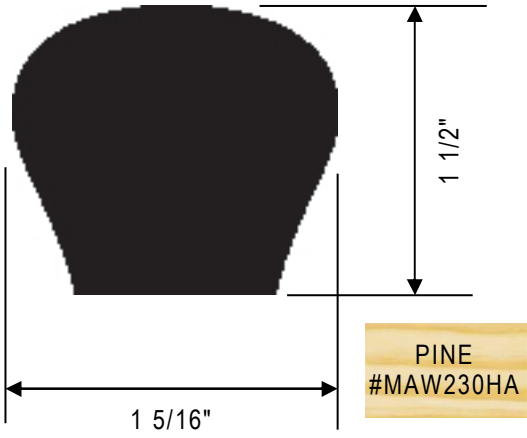


PINE  
#MAW158DC



PINE  
#MAW114CP

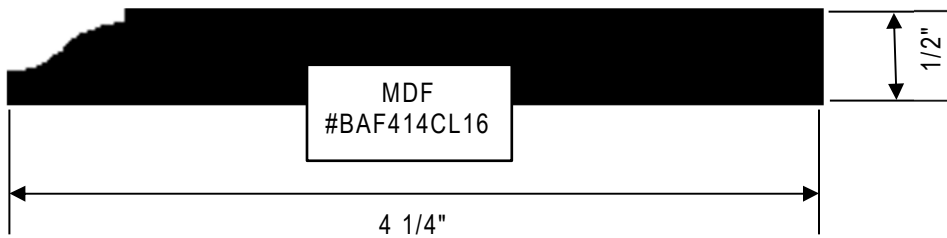
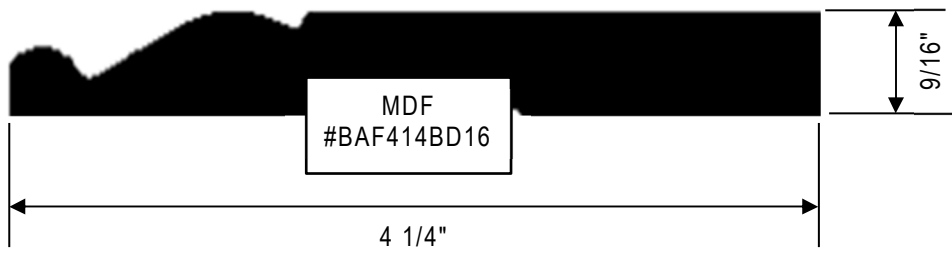
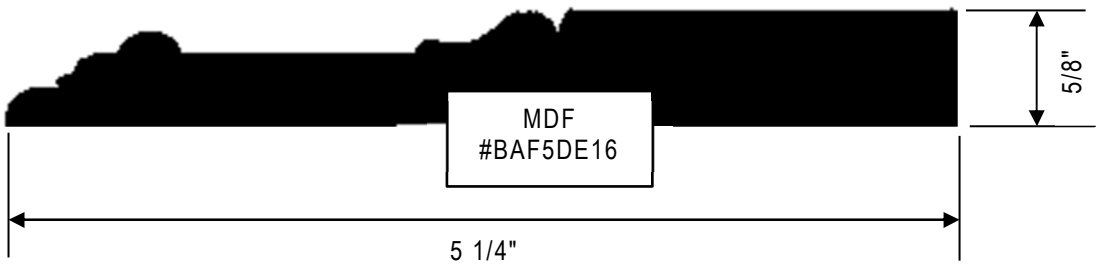
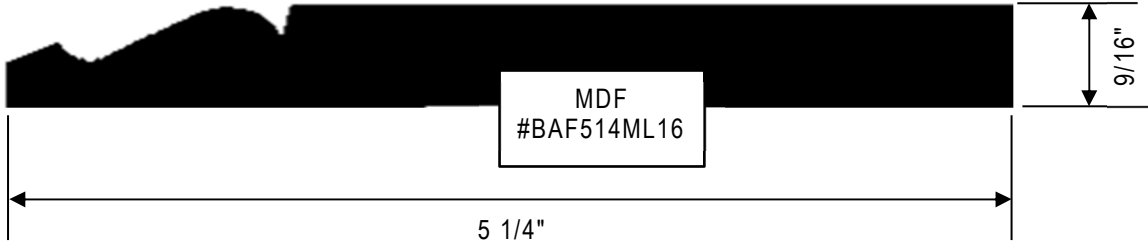
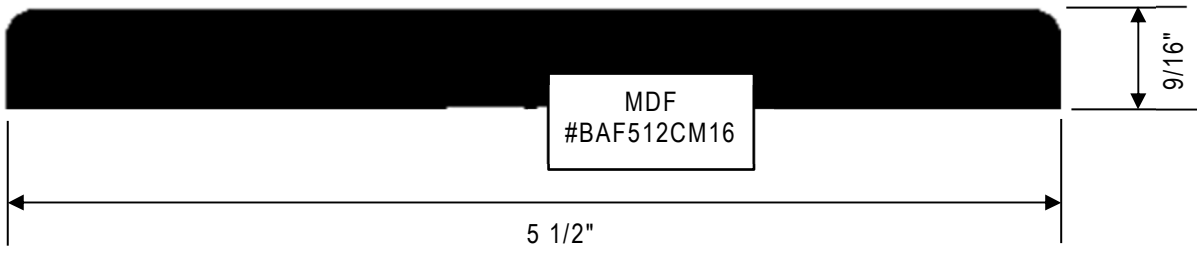
# MISCELLANEOUS

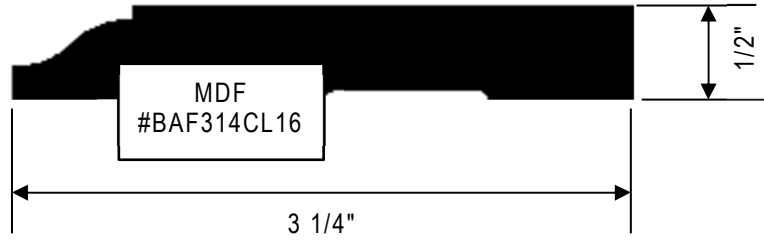




# PRIMED MDF




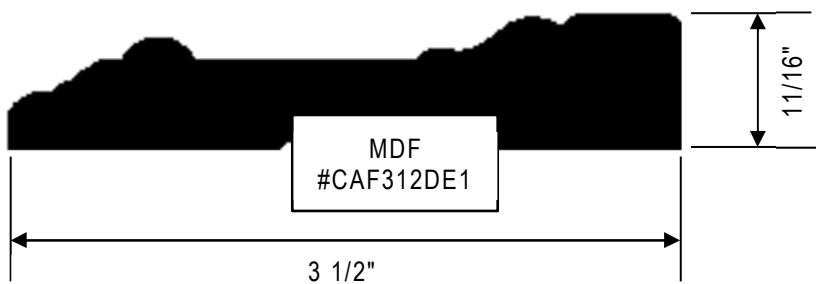
## BASEBOARD



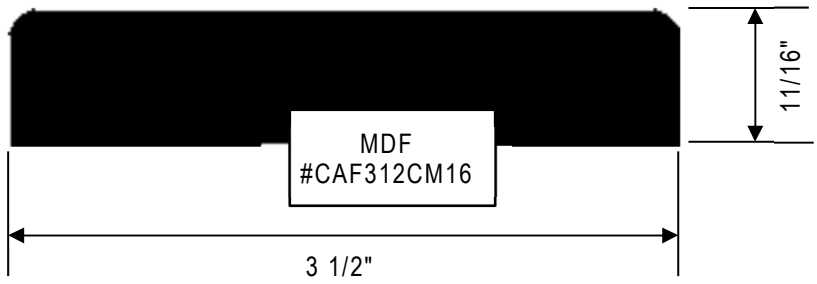
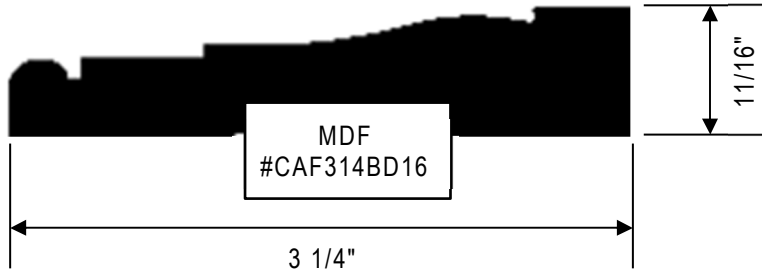


# PRIMED MDF

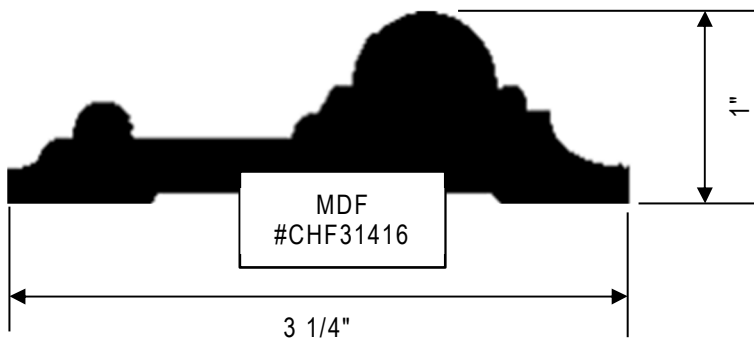
## CASING




# PRIMED MDF



# CASING



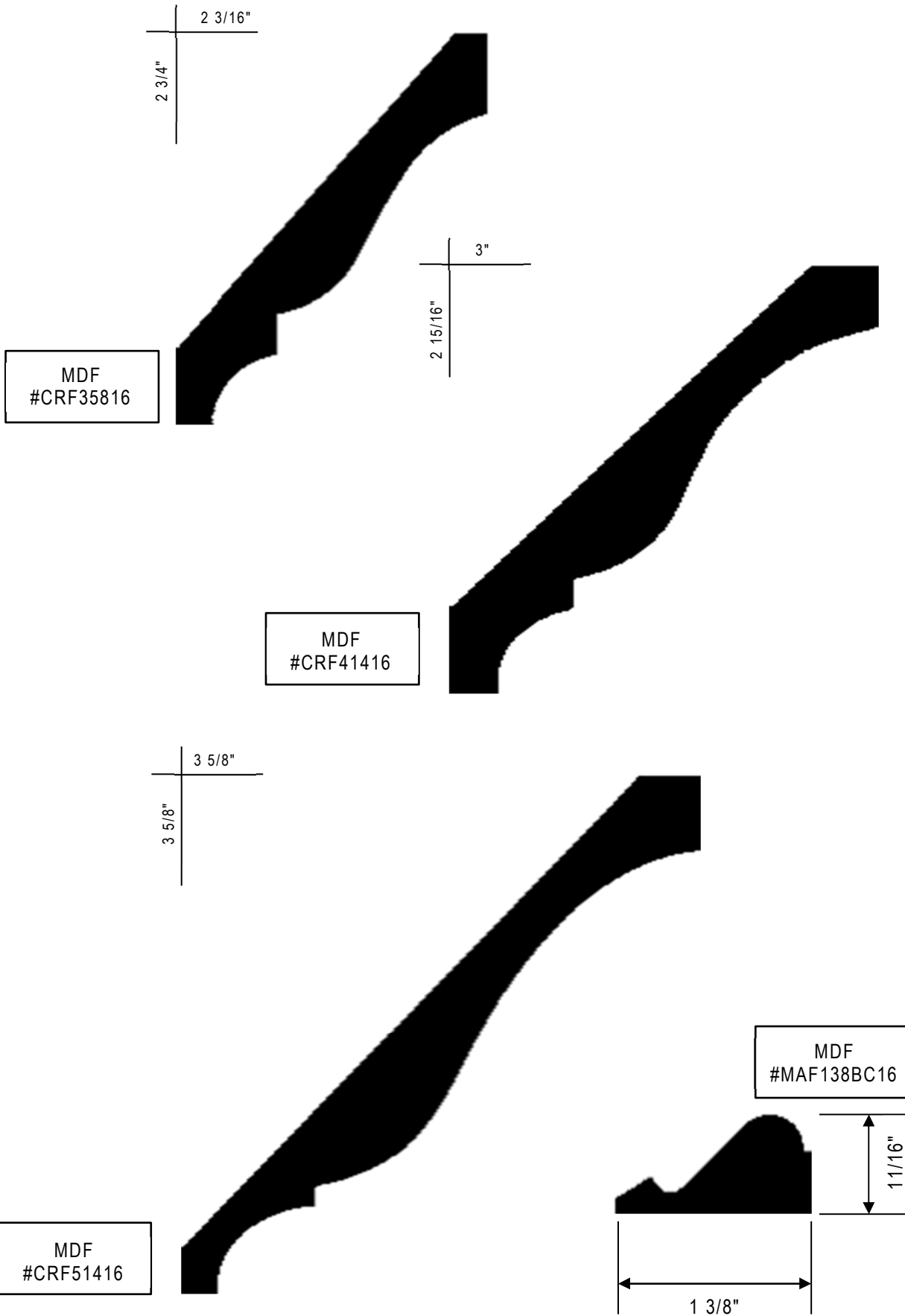
# CHAIR RAIL





# PRIMED MDF



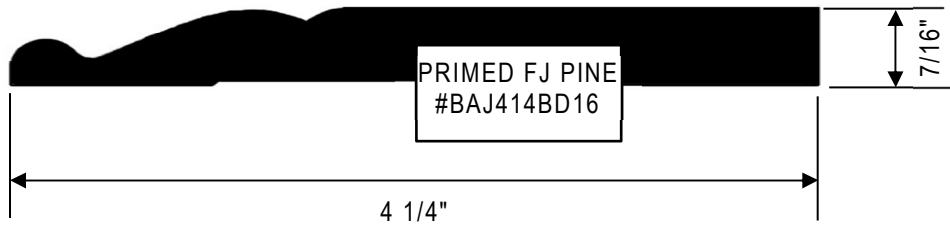

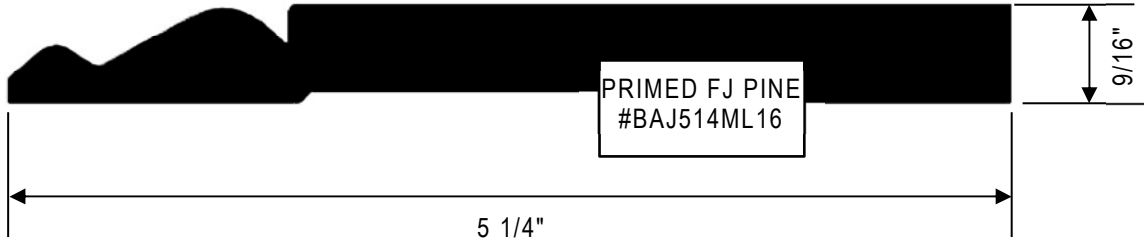
## CROWN



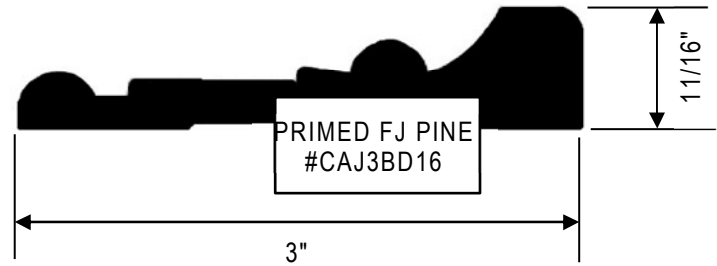
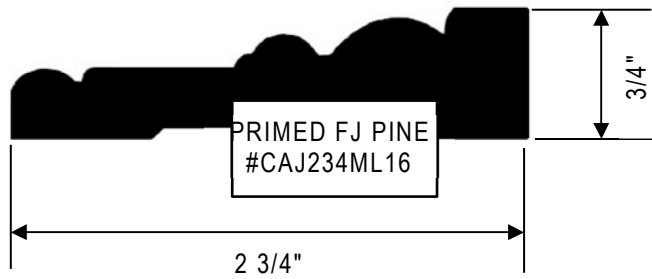

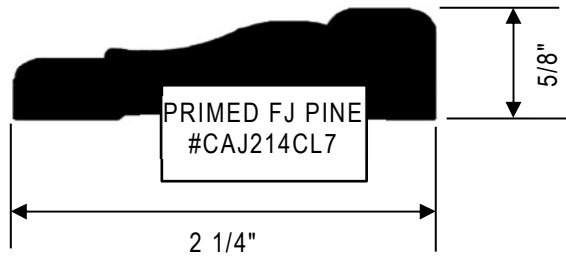


# PRIMED FJ PINE


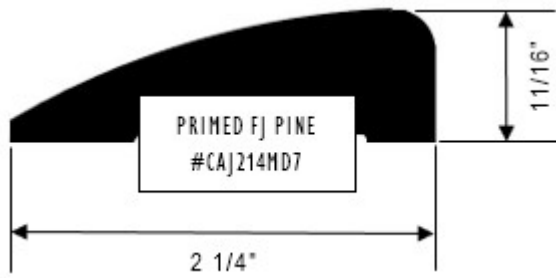
## BASEBOARD



# PRIMED FJ PINE



# CASING

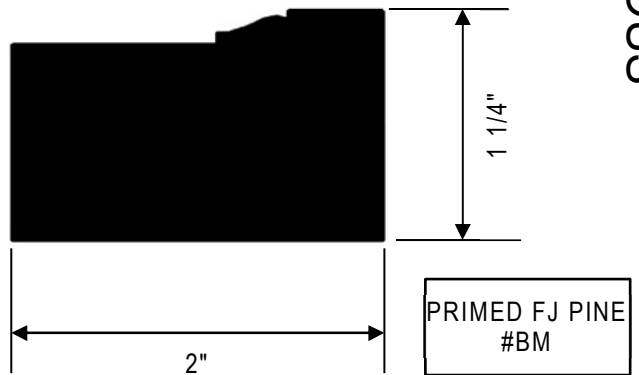
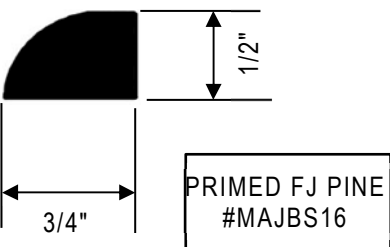
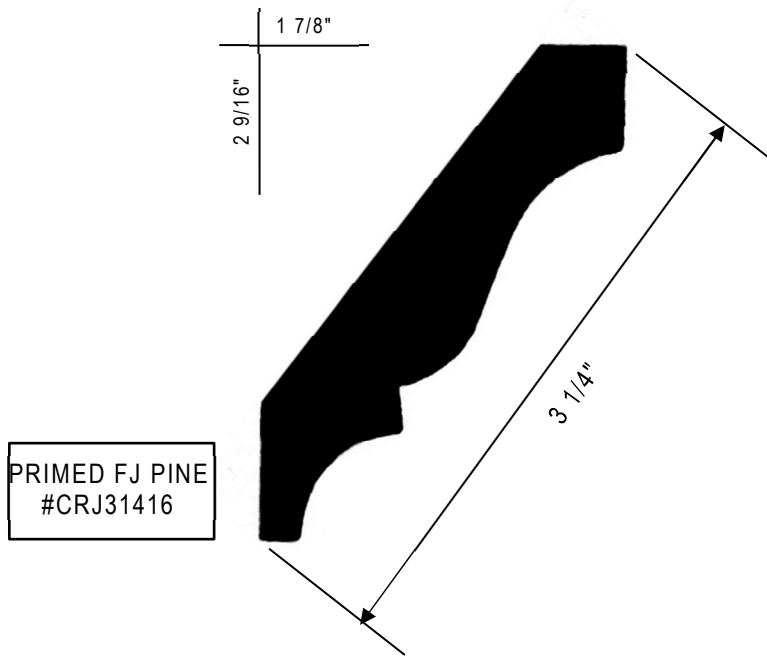
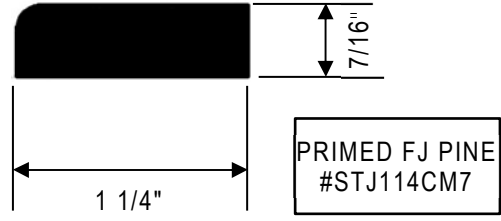
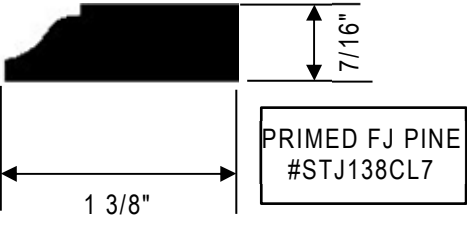


# PRIMED FJ PINE

STOP

CROWN

MISCELLANEOUS





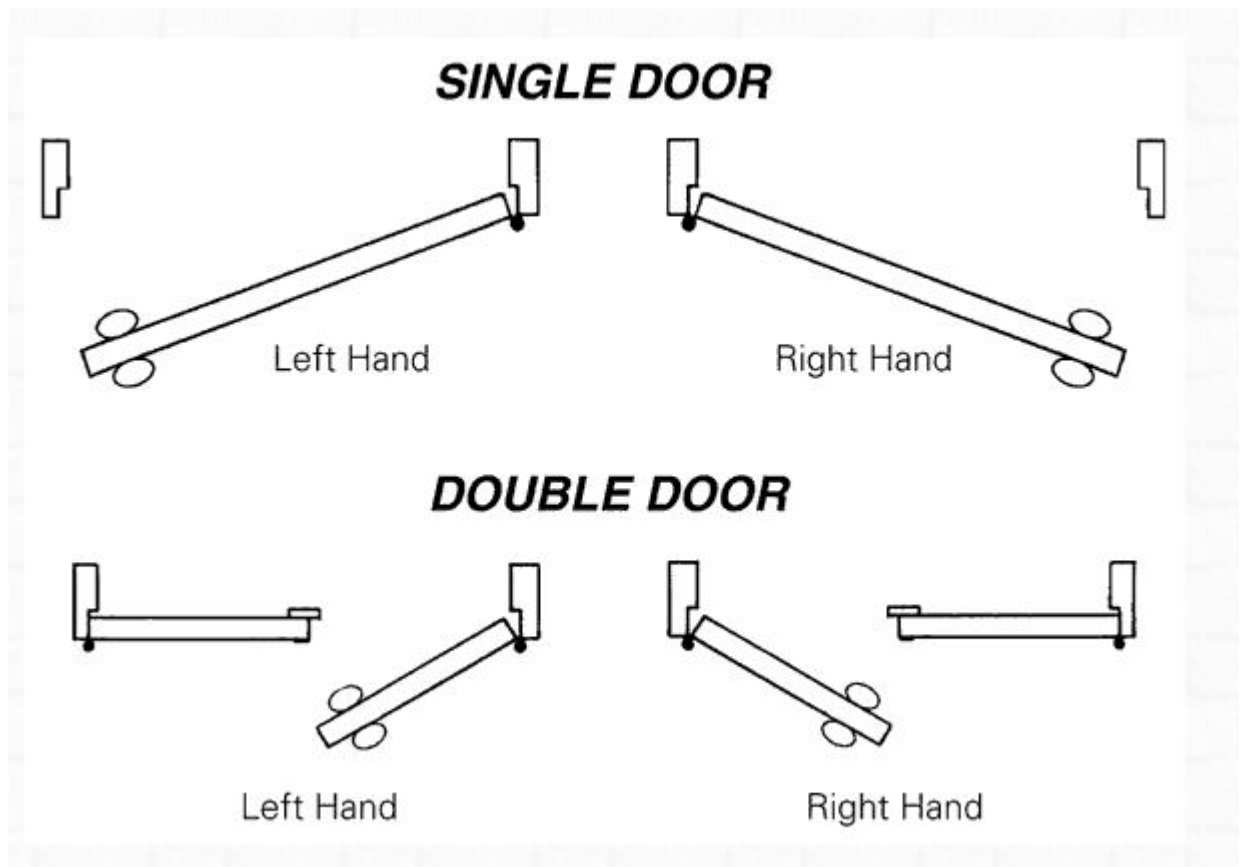
# INTERIOR DOORS

# HOW TO ORDER

## How to order an interior door:

1. Determine door size (see chart for rough openings)
2. Determine door handing (see chart)
3. Select door style and species
4. Select jamb style and size (thickness of wall)
5. Select stop style
6. Select hinge color

Rough Opening Formulas			
	Width	Height	
Single Door	Door Width + 2"	Door Height + 2"	**if using astragal, add 1/2" ** finished opening
Double Door	Doors width + 2"	Door Height + 2"***	
Bifold Door	Door Width**	80 3/4"***	
Pocket Door	Door Width + 2"	Door height + 4"	






## Cheyenne

Style: HC Smooth #\_\_CHE\_\_

Single Door Sizes (D): 1/6, 2/0, 2/4, 2/6, 2/8, 3/0

Double Door Sizes (DD): 3/0, 4/0, 4/8, 5/0, 5/4, 6/0

Bifold Sizes (BI): 2/0, 2/6, 3/0, 4/0\*, 5/0\*, 6/0\*  
 \*2 bifold kits with single track shipped separate



## 6 Panel

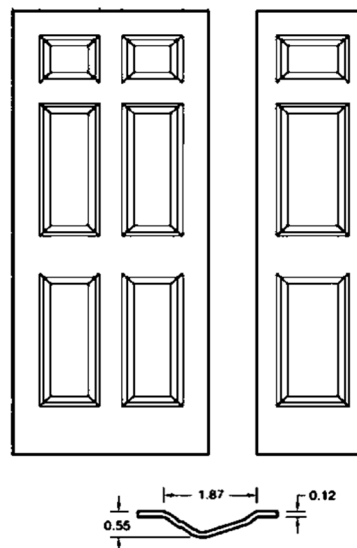
Style: HC Textured #\_\_COL\_\_  
 HC Smooth #\_\_HCSCOL\_\_  
 SC Smooth #\_\_SCSCOL\_\_

Single Door Sizes (D): 1/0\*, 1/2\*, 1/4\*, 1/6, 1/8\*\*, 1/10\*,  
 2/0, 2/2\*, 2/4, 2/6, 2/8, 2/10\*, 3/0

\* Stocked in HC Textured Only  
 \*\* Non-stock in SC Smooth

Double Door Sizes (DD): 2/0\*, 2/4\*, 2/8\*, 3/0, 3/4\*\*, 3/8\*,  
 4/0, 4/4\*, 4/8, 5/0, 5/4, 5/8\*, 6/0

Bifold Sizes (BI): 2/0, 2/4, 2/6, 2/8, 3/0, 4/0, 5/0, 6/0  
 \*\* only stocked in HC Textured and Smooth



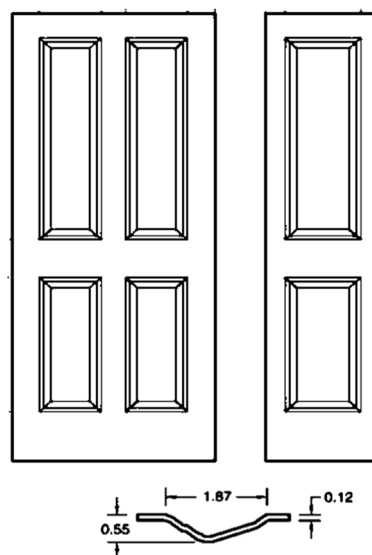
## 4 Panel

Style: HC Smooth #\_\_HCSM4P\_\_  
 SC Smooth #\_\_SCSM4P\_\_

Single Door Sizes (D): 1/6, 1/8, 2/0, 2/4, 2/6, 2/8, 3/0

Double Door Sizes (DD): 3/0, 3/4, 4/0, 4/8, 5/0, 5/4, 6/0

Bifold Sizes (BI): 2/0, 2/6, 2/8, 3/0, 4/0, 5/0, 6/0  
 \*\*only stocked in HC smooth



## **2 Panel Roman Arch**


---

Style: HC Smooth #\_\_ROM\_\_

Single Door Sizes (D): 1/6, 1/8, 2/0, 2/4, 2/6, 2/8, 3/0

Double Door Sizes (DD): 3/0, 3/4, 4/0, 4/8, 5/0, 5/4, 6/0

Bifold Sizes (BI): 2/0, 2/6, 2/8, 3/0, 4/0, 5/0, 6/0



## **Mendocino Oak Flush**

---

Style: HC Oak Prefinished #\_\_MOFL\_\_

Single Door Sizes (D): 2/6, 2/8, 3/0

Double Door Sizes (DD): 5/0, 5/4, 6/0

Bifold Sizes (BI): 2/0, 2/6, 3/0, 4/0\*, 5/0\*, 6/0\*

\*2 bifold door kits with single track shipped separate



## **Snow White Flush**

---

Style: HC Smooth Prefinished #\_\_KSW\_\_

Single Door Sizes (D): 2/4, 2/6, 2/8

Double Door Sizes (DD): 4/8, 5/0, 5/4

Bifold Sizes (BI): Non-stock



## Birch Flush

---

Style: HC Unfinished #\_\_B\_\_  
 SC Unfinished #\_\_SCB\_\_

Single Door Sizes (D): 1/0, 1/2, 1/4, 1/6, 1/8, 1/10, 2/0,  
 2/2, 2/4, 2/6, 2/8, 2/10, 3/0\*

\*SC only stocked in 3/0

Double Door Sizes (DD): 2/0, 2/4, 2/8, 3/0, 3/4, 3/8, 4/0,  
 4/4, 4/8, 5/0, 5/4, 5/8, 6/0\*

\*SC only stocked in 6/0

Bifold Sizes (BI): 2/0, 2/6, 3/0, 4/0, 5/0, 6/0  
 \*\*Stocked only in HC



## Oak Flush

---

Style: HC Unfinished #\_\_O\_\_

Single Door Sizes (D): 1/0, 1/2, 1/3, 1/4, 1/6, 1/8, 1/10,  
 2/0, 2/2, 2/4, 2/6, 2/8, 2/10, 3/0

Double Door Sizes (DD): 2/0, 2/4, 2/6, 2/8, 3/0, 3/4, 3/8,  
 4/0, 4/4, 4/8, 5/0, 5/4, 5/8, 6/0

Bifold Sizes (BI): 2/0, 2/6, 3/0, 4/0, 5/0, 6/0



## 15 Lite Door with Clear Glass

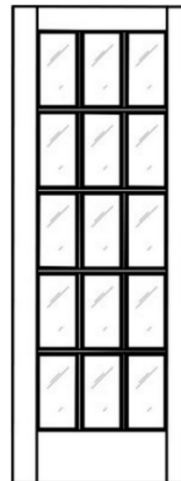
---

Style: SC Primed #\_\_PR15L\_\_

Single Door Sizes (D): 2/6, 2/8, 3/0

Double Door Sizes (DD): 5/0, 5/4, 6/0

Bifold Sizes (BI): Non-stock



## 10 Lite Door with Clear Glass

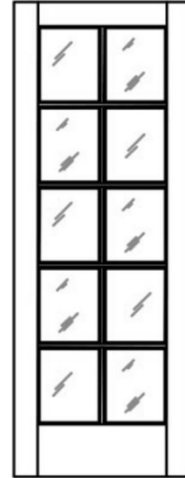
---

Style: SC Primed #\_\_PR10L\_\_  
SC Oak #\_\_O10L\_\_

Single Door Sizes (D): 2/0

Double Door Sizes (DD): 4/0

Bifold Sizes (BI): Non-stock





PINE

4 1/2"

SOLID

#JK412PINE  
#JK412PINEDD



POPLAR

4 1/2"

SOLID

#JK412P  
#JK412P8  
#JK412PDD  
#JK412P8DD

4 3/4"

#JK434P  
#JK434PDD

6 9/16"

#JK612P  
#JK612PDD



RED OAK

4 1/2"

SOLID

#JK412OS  
#JK412OSDD

VENEER

#JK412OV  
#JK412OVDD



PRIMED FJ

4 1/2"

#JK412PR  
#JK412PRDD

4 3/4"

#JK434PR  
#JK434PRDD

4 7/8"

#JK478PR

6 9/16"

#JK612PR  
#JK612PRDD



Craftsman  
(Round Corner)



Modern



Colonial

# HINGES

Standard hinges are 3 1/2" x 3 1/2" Plain Bearing Hinge with 5/8" Radius

\*\*pictures do not indicate hinge style, and are for finish options only



Dull Brass #US42



Bright Brass #US32



Antique Brass #US52




Satin Nickel #US15  
Ball Bearing #US15BB



Antique Nickel #US15A



Polished Chrome #US26



Brushed Chrome #US26D



Colonial Bronze #US10BD



Flat Black #US19

# DOOR HARDWARE

# KNOBBS / LEVERS



## Plymouth


Keyed Entry	#F51PLY__
Privacy	#F40PLY__
Passage	#F10PLY__
Dummy	#F170PLY__



Bright Brass  
505/605



Satin Nickel  
619



Antique Pewter  
620



## Georgian


Keyed Entry	#F51GEO__
Privacy	#F40GEO__
Passage	#F10GEO__
Dummy	#F170GEO__



Bright Brass  
505/605



Satin Nickel  
619



Antique Pewter  
620



## Sienna


Keyed Entry	#F51PLY__
Privacy	#F40PLY__
Passage	#F10PLY__
Dummy	#F170PLY__



Bright Brass  
505/605



Satin Nickel  
619



Antique Pewter  
620



Aged Bronze  
716



## Accent

Keyed Entry	#F51ACC__
Privacy	#F40ACC__
Passage	#F10ACC__
Dummy	#F170ACC__

\*\* specify handing for 170



Bright Brass  
505/605



Satin Nickel  
619



Antique Pewter  
620



# HANDLESETS



## Camelot #F(3)58CAM

Interior options:


- Plymouth #F359PLY
  - Georgian #F359GEO
  - Accent #F359ACC
- \*\*specify handing for Accent



Bright Brass  
505/605



Satin Nickel  
619



Antique Pewter  
620




## Plymouth #F(3)58PLY

Interior options:


- Plymouth #F359PLY
  - Georgian #F359GEO
  - Accent #F359ACC
- \*\*specify handing for Accent




Bright Brass  
505/605



Satin Nickel  
619



Antique Pewter  
620



Aged Bronze  
716



# DEADBOLTS




**Single Cylinder #B360**     




Bright Brass  
505



Satin Nickel  
619



Antique Pewter  
620



Aged Bronze  
716



**Double Cylinder #B362505**     



Bright Brass  
505



**3" Rigid Door Stop #DSTOP\_\_**



**3" Flexible Door Stop #DSTOPF\_\_**



**Door Saver Door Stop #DSAVER\_\_**



**Hinge Pin Door Stop #DSTOPH\_\_**

\*\*only available in AN and ORB

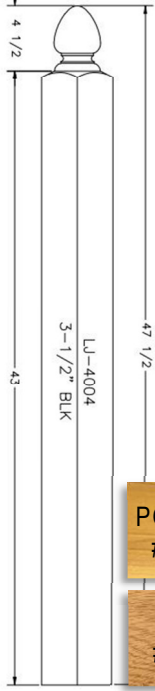
**Available Finishes**

-  Polished Brass US3  
PB
-  Antique Brass US5  
AB
-  Satin Nickel US15  
SN
-  Antique Nickel US15A  
AN
-  Polished Chrome US26  
CH
-  Dull Chrome US26D  
DC
-  Colonial Bronze US10BD  
CB



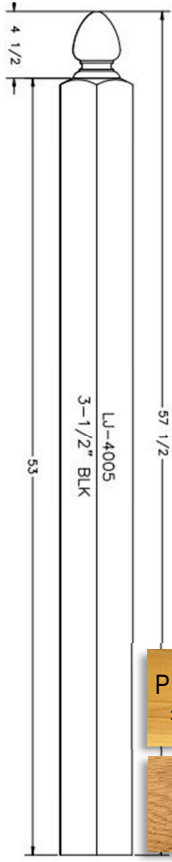
# STAIR PARTS

# NEWEL POSTS



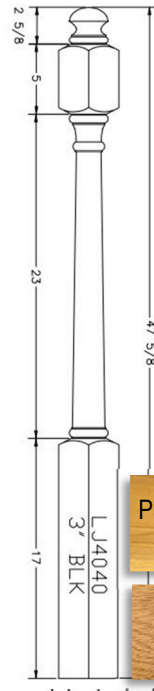
POPLAR 48"  
#LJP4004

OAK 48"  
#LJO4004



POPLAR 58"  
#LJP4005

OAK 58"  
#LJO4005



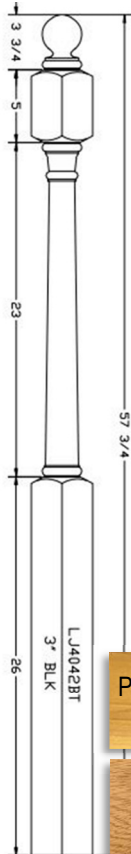
POPLAR 48"  
#LJP4040

OAK 48"  
#LJO4040



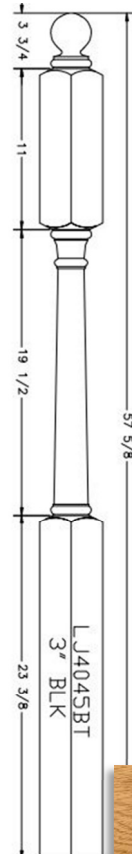
POPLAR 48"  
#4040BTP

OAK 48"  
#4040BTO



POPLAR 54"  
#4042BTP

OAK 54"  
#4042OBT

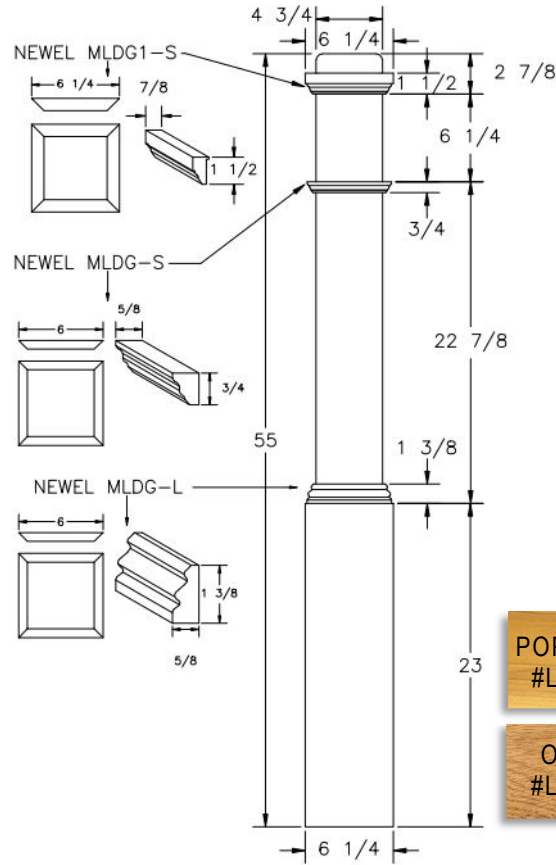


OAK 60"  
#4045OBT



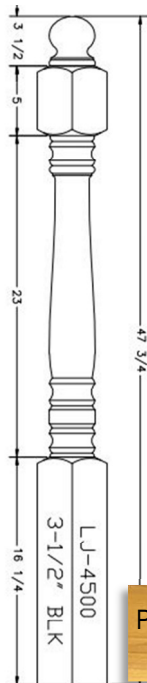
OAK 72"  
#404672O

# NEWEL POSTS

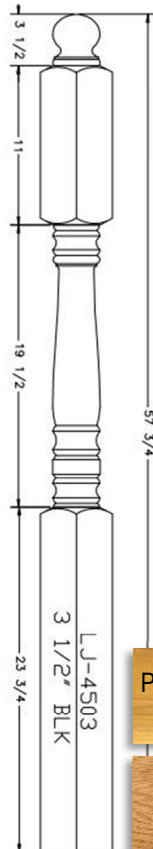


POPLAR 55"  
#LJP4091

OAK 55"  
#LJO4091

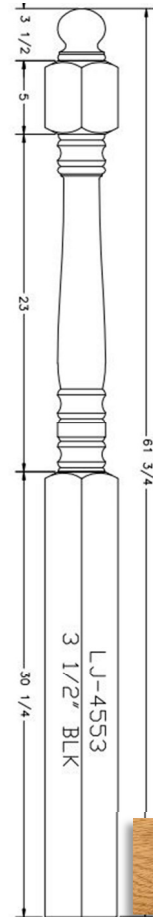


POPLAR 48"  
#LJP4500



POPLAR 58"  
#LJP4503

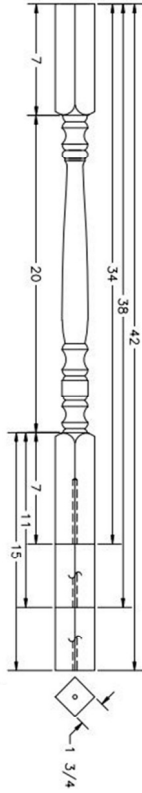
OAK 58"  
#LJO4503



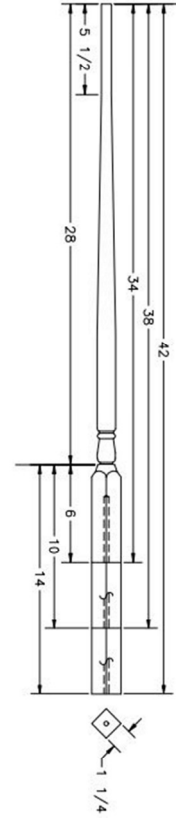
OAK 62"  
#LJO4553



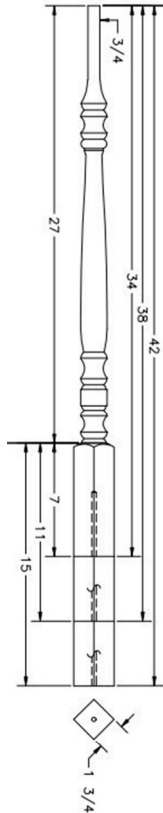
# BALUSTERS



- POPLAR 34" #LJP500534
- POPLAR 41" #500541P
- OAK 34" #LJO500534
- OAK 34" #500541O
- PRIMED 38" #LJPR500538
- PRIMED 42" #LJPR500542



- POPLAR 34" #501534P
- POPLAR 36" #501536P
- POPLAR 39" #501539P
- OAK 34" #501534O
- OAK 36" #501536O
- OAK 38" #LJO501538
- OAK 41" #501541O
- PRIMED 34" #LJPR501534
- PRIMED 38" #LJPR501538
- PRIMED 42" #LJPR501542



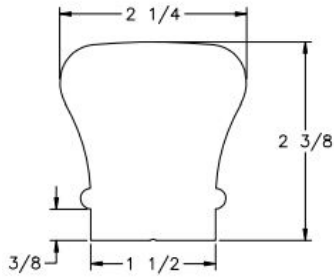
- POPLAR 34" #530034P
- POPLAR 39" #530039P
- OAK 34" #530034O
- OAK 39" #530039O



- POPLAR 42" #LJP536042
- EASED 4 EDGE
- POPLAR 36" #B134E36P
- POPLAR 42" #B134E42P



# HANDRAIL

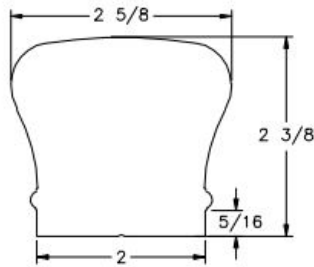


POPLAR  
#LJP6010--

Available lengths:  
8', 10', 12', 14', 16'

OAK  
#LJO6010--

Available lengths:  
8', 10', 12', 14', 16'



POPLAR  
#LJP6210--

Available lengths:  
8', 10', 12', 14', 16'

OAK  
#LJO6210--

Available lengths:  
8', 10', 12', 14', 16'

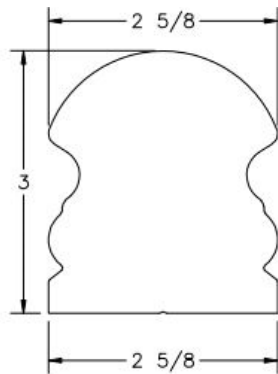
PLOWED

POPLAR  
#LJP6210P8

Available lengths:  
8'

OAK  
#LJO6210P8

Available lengths:  
8'



POPLAR  
#LJP6519--

Available lengths:  
8', 10', 12', 14', 16'

OAK  
#LJO6519--

Available lengths:  
8', 10', 12', 14', 16'

PLOWED

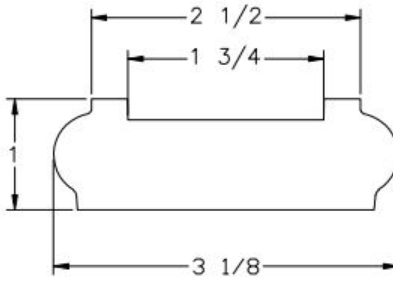
POPLAR  
#LJP6519P--

Available lengths:  
8', 10', 12', 14', 16'

OAK  
#LJO6519P--

Available lengths:  
8', 10', 12', 14', 16'

# SHOERAIL

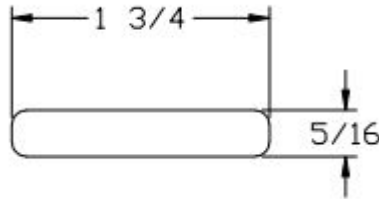


POPLAR  
#LJP6006--

Available lengths:  
8',10',12',14',16'

OAK  
#LJO6006--

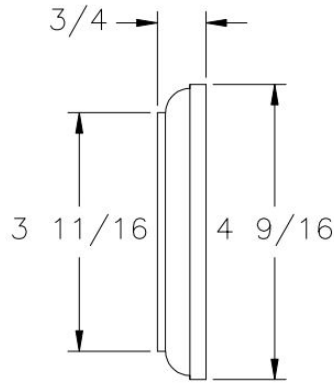
Available lengths:  
8',10',12',14',16'



POPLAR  
#LJP6007

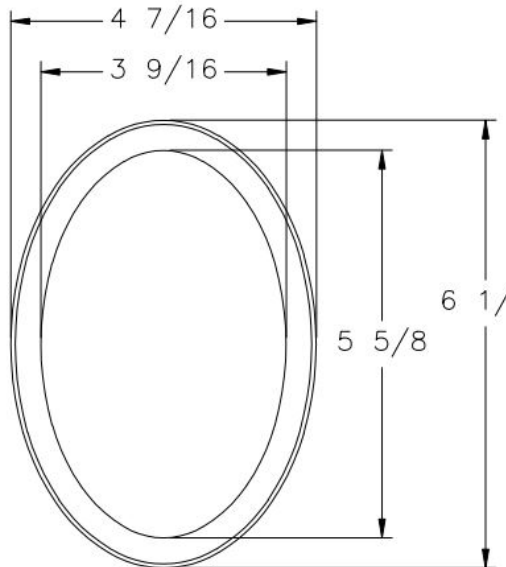
OAK  
#LJO6007

# ROSETTES



POPLAR  
#LJP7026

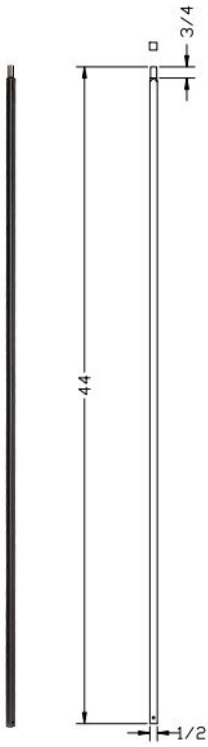
OAK  
#LJO7026



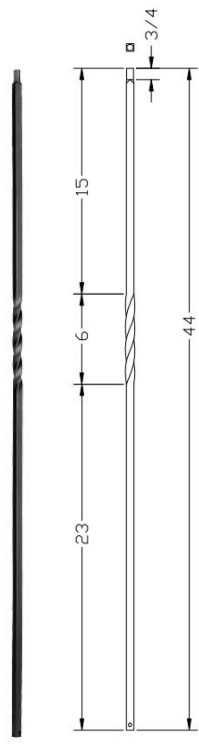
POPLAR  
#LJP7027

OAK  
#LJO7027

# IRON BALUSTERS



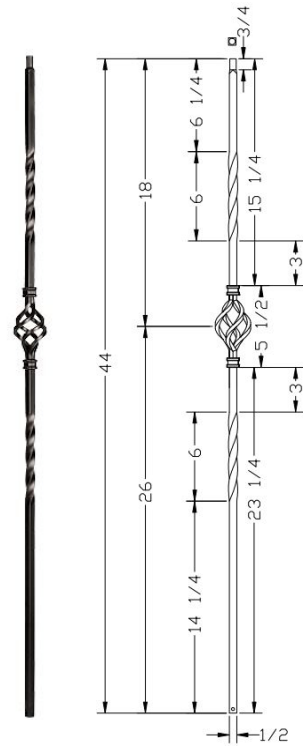
SATIN BLACK  
#LJI1PLASB



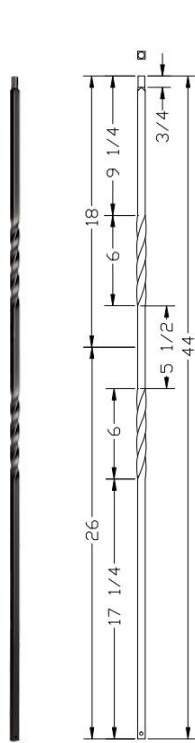
SATIN BLACK  
#LJI1TWSB



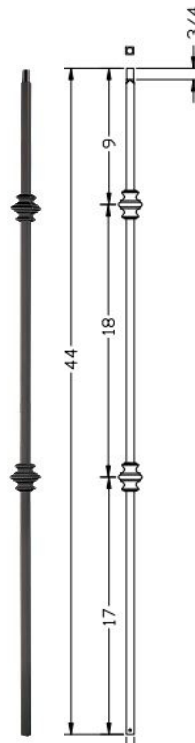
SATIN BLACK  
#LJI1KNUCSB



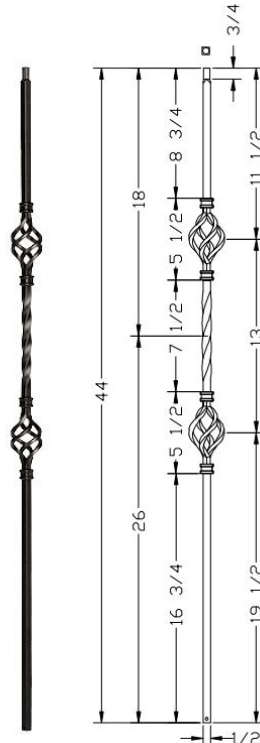
SATIN BLACK  
#LJI1BASKSB



SATIN BLACK  
#LJI2TWSB



SATIN BLACK  
#LJI2KNUCSB

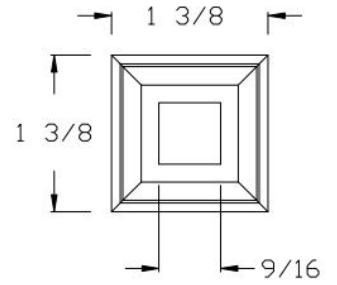
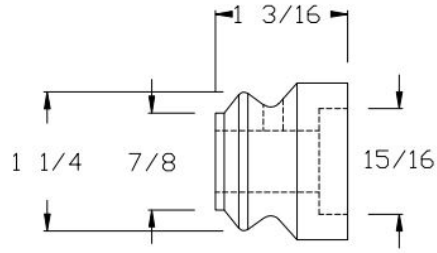


SATIN BLACK  
#LJI2BASKSB

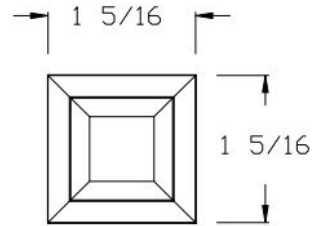
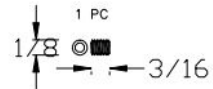
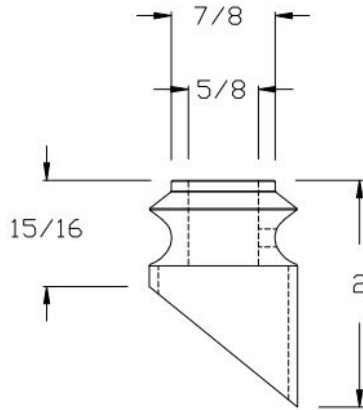
# IRON BALUSTERS



SATIN BLACK  
#LJIALM06SB



SATIN BLACK  
#LJIALPSH02SB



SATIN BLACK  
#LJIEPOXY



SATIN BLACK  
#LJIEPOXYNOZ



